

JAUSSAUD EVENTS

Récapitulatif de l'événement

CHRONOS G1

27/01/2024 - 14:07

Cl	Kart	Pilote	Ecart	Meilleur Tour	Tours
1	17	ENZO		1:05.719	11
2	1	JOSS	0.379	1:06.098	12
3	20	FRANCK D	0.471	1:06.190	11
4	12	WILLIAM	1.017	1:06.736	11
5	8	TOM M	1.120	1:06.839	11
6	14	BORIS	1.285	1:07.004	11
7	19	FRANCK B	1.448	1:07.167	11
8	6	MATHIEU	1.473	1:07.192	11
9	16	ERIC S	1.674	1:07.393	11
10	21	JEAN FRANCOIS	1.878	1:07.597	11
11	15	CHARLES	1.932	1:07.651	11
12	5	JULIEN	2.309	1:08.028	11
13	9	ALEXANDRE	2.358	1:08.077	11
14	4	JEAN CHRISTOPHE	2.846	1:08.565	11
15	10	ANTONIN	3.266	1:08.985	11
16	18	FRANÇOIS	3.845	1:09.564	11
17	2	ESTEBAN	4.475	1:10.194	10
18	3	FRÉDÉRIC	7.737	1:13.456	10

Historique des temps

Kart	Pilote	1	2	3	4	5	6	7	8	9	10	Moy.
17	ENZO	-	1:06.516	1:06.742	1:06.045	1:06.162	1:06.088	1:05.914	1:06.171	1:05.719	1:06.017	1:06.214
		1:06.772										
1	JOSS	-	1:08.146	1:07.363	1:07.204	1:07.160	1:06.770	1:06.381	1:07.727	1:06.888	1:06.648	1:06.972
		1:06.098	1:06.316									
20	FRANCK D	-	1:07.884	1:08.362	1:06.820	1:07.184	1:07.314	1:08.512	1:06.190	1:07.251	1:06.760	1:07.310
		1:06.828										
12	WILLIAM	-	1:10.034	1:09.040	1:09.134	1:07.463	1:08.083	1:07.683	1:08.316	1:08.262	1:06.736	1:08.202
		1:07.271										
8	TOM M	-	1:09.138	1:09.276	1:08.180	1:07.530	1:07.753	1:07.340	1:07.119	1:07.692	1:07.076	1:07.794
		1:06.839										
14	BORIS	-	1:08.771	1:08.416	1:08.337	1:07.942	1:07.904	1:07.773	1:08.258	1:07.944	1:07.977	1:08.032
		1:07.004										
19	FRANCK B	-	1:11.845	1:08.889	1:08.726	1:08.138	1:08.537	1:07.749	1:07.550	1:07.802	1:07.298	1:08.370
		1:07.167										
6	MATHIEU	-	1:10.199	1:09.609	1:08.347	1:08.301	1:09.878	1:07.750	1:07.499	1:07.505	1:07.192	1:08.351
		1:07.238										
16	ERIC S	-	1:09.285	1:12.326	1:08.365	1:07.657	1:08.459	1:07.393	1:07.586	1:07.637	1:08.847	1:08.521
		1:07.663										
21	JEAN FRANCOIS	-	1:10.216	1:09.602	1:08.594	1:08.254	1:08.972	1:07.597	1:08.196	1:07.911	1:07.779	1:08.531
		1:08.191										
15	CHARLES	-	1:09.946	1:10.921	1:10.464	1:08.765	1:08.835	1:08.465	1:08.529	1:08.396	1:08.291	1:09.026
		1:07.651										
5	JULIEN	-	1:14.732	1:09.864	1:08.752	1:09.662	1:17.049	1:09.661	1:08.760	1:08.028	1:10.438	1:10.769
		1:10.753										
9	ALEXANDRE	-	1:11.202	1:10.181	1:09.281	1:09.055	1:08.896	1:09.038	1:08.393	1:08.975	1:08.077	1:09.195
		1:08.860										
4	JEAN CHRISTOPHE	-	1:12.872	1:15.577	1:09.995	1:09.435	1:10.026	1:09.670	1:08.973	1:08.565	1:09.063	1:10.338



JAUSSAUD EVENTS

Récapitulatif de l'événement

Kart	Pilote	1	2	3	4	5	6	7	8	9	10	Moy.
		1:09.213										
10	ANTONIN	-	1:13.360	1:11.765	1:11.649	1:09.256	1:12.689	1:10.407	1:10.799	1:08.985	1:12.268	1:11.200
		1:10.828										
18	FRANÇOIS	-	1:12.645	1:14.676	1:11.865	1:11.473	1:12.113	1:10.830	1:10.629	1:09.564	1:12.878	1:11.776
		1:11.095										
2	ESTEBAN	-	1:13.039	1:13.933	1:11.746	1:10.867	1:12.420	1:10.194	1:11.230	1:10.447	1:10.362	1:11.582
3	FRÉDÉRIC	-	1:18.228	1:19.531	1:17.613	1:16.344	1:15.413	1:14.190	1:13.779	1:13.823	1:13.456	1:15.819


CHORNOS G2

27/01/2024 - 14:21

Clé	Kart	Pilote	Ecart	Meilleur Tour	Tours
1	5	MICKAEL		1:05.243	10
2	15	THIERRY	0.665	1:05.908	10
3	3	MARTIN	0.822	1:06.065	10
4	18	VINCENT	0.968	1:06.211	10
5	20	NATHAN S	1.187	1:06.430	10
6	9	OLIVIER B	1.929	1:07.172	9
7	6	NASSER	2.067	1:07.310	10
8	2	PETE MITCHELL	2.388	1:07.631	10
9	17	VASSILI	2.451	1:07.694	10
10	1	JEAN LOUIS	2.628	1:07.871	10
11	14	SÉBASTIEN	2.687	1:07.930	9
12	4	MAXIM	2.701	1:07.944	10
13	12	RAPHAEL	2.780	1:08.023	10
14	21	NICOLAS C	2.791	1:08.034	10
15	19	YANN	3.572	1:08.815	10
16	8	NUNO	3.583	1:08.826	9
17	10	OLIVIER L	5.346	1:10.589	8
18	16	TOM G	5.810	1:11.053	9

Historique des temps

Kart	Pilote	1	2	3	4	5	6	7	8	9	10	Moy.
5	MICKAEL	-	1:06.613	1:07.134	1:06.586	1:05.808	1:05.243	1:05.558	1:06.159	1:05.564	1:05.509	1:06.019
15	THIERRY	-	1:06.979	1:06.588	1:06.314	1:06.423	1:06.090	1:06.057	1:06.865	1:06.854	1:05.908	1:06.453
3	MARTIN	-	1:08.049	1:07.574	1:10.173	1:06.764	1:06.341	1:06.382	1:07.081	1:06.436	1:06.065	1:07.207
18	VINCENT	-	1:08.374	1:07.156	1:06.211	1:06.993	1:06.823	1:06.690	1:06.609	1:06.660	1:06.605	1:06.902
20	NATHAN S	-	1:08.193	1:07.474	1:08.300	1:07.101	1:07.408	1:07.104	1:08.402	1:06.778	1:06.430	1:07.465
9	OLIVIER B	-	1:08.759	1:07.825	1:07.530	1:07.239	1:07.350	1:07.536	1:07.417	1:07.172		1:07.603
6	NASSER	-	1:08.435	1:10.815	1:08.925	1:07.912	1:08.075	1:07.419	1:08.179	1:07.638	1:07.310	1:08.300
2	PETE MITCHELL	-	1:09.990	1:10.700	1:12.399	1:10.321	1:09.135	1:09.056	1:08.691	1:07.631	1:08.248	1:09.574
17	VASSILI	-	1:08.975	1:12.310	1:08.832	1:08.147	1:08.370	1:10.102	1:09.514	1:07.962	1:07.694	1:09.100
1	JEAN LOUIS	-	1:07.871	1:08.949	1:08.288	1:08.424	1:07.937	1:09.590	1:09.206	1:08.206	1:09.017	1:08.609
14	SÉBASTIEN	-	1:08.992	1:53.926	1:09.365	1:08.669	1:08.845	1:09.056	1:07.930	1:07.995		1:14.347
4	MAXIM	-	1:09.558	1:13.090	1:09.856	1:08.805	1:07.944	1:09.633	1:08.277	1:08.212	1:08.561	1:09.326
12	RAPHAEL	-	1:11.238	1:10.077	1:11.909	1:08.387	1:09.238	1:09.082	1:10.538	1:08.023	1:08.086	1:09.619
21	NICOLAS C	-	1:11.658	1:11.079	1:10.323	1:10.961	1:08.034	1:08.436	1:08.563	1:08.729	1:09.832	1:09.735
19	YANN	-	1:11.906	1:10.998	1:11.640	1:10.523	1:09.198	1:09.485	1:09.735	1:08.815	1:10.434	1:10.303
8	NUNO	-	1:12.223	1:09.187	1:11.815	1:10.251	1:08.826	1:55.010	1:10.014	1:09.420		1:15.843
10	OLIVIER L	-	1:11.911	1:14.991	1:13.183	1:10.589	1:11.099	1:16.553	2:10.359			1:21.240
16	TOM G	-	1:14.375	1:25.454	1:14.373	1:13.428	1:12.265	1:12.262	1:24.316	1:11.053		1:15.940



JAUSSAUD EVENTS

Récapitulatif de l'événement

RESULTATS CHRONOS

Clit	Pilote	CHRONOS G1	CHORNOS G2
1	MICKAEL		1:05.243
2	ENZO	1:05.719	
3	THIERRY		1:05.908
4	MARTIN		1:06.065
5	JOSS	1:06.098	
6	FRANCK D	1:06.190	
7	VINCENT		1:06.211
8	NATHAN S		1:06.430
9	WILLIAM	1:06.736	
10	TOM M	1:06.839	
11	BORIS	1:07.004	
12	FRANCK B	1:07.167	
13	OLIVIER B		1:07.172
14	MATHIEU	1:07.192	
15	NASSER		1:07.310
16	ERIC S	1:07.393	
17	JEAN FRANCOIS	1:07.597	
18	PETE MITCHELL		1:07.631
19	CHARLES	1:07.651	
20	VASSILI		1:07.694
21	JEAN LOUIS		1:07.871
22	SÉBASTIEN		1:07.930
23	MAXIM		1:07.944
24	RAPHAEL		1:08.023
25	JULIEN	1:08.028	
26	NICOLAS C		1:08.034
27	ALEXANDRE	1:08.077	
28	JEAN CHRISTOPHE	1:08.565	
29	YANN		1:08.815
30	NUNO		1:08.826
31	ANTONIN	1:08.985	
32	FRANÇOIS	1:09.564	
33	ESTEBAN	1:10.194	
34	OLIVIER L		1:10.589
35	TOM G		1:11.053
36	FRÉDÉRIC	1:13.456	

MANCHE 1 G1

27/01/2024 - 14:52

Clit	Kart	Pilote	Tours	Ecart	Interv.	Meilleur Tour	km/h	Temps moyen
1	3	MICKAEL	12			1:04.965	65.89	1:05.561
2	18	THIERRY	12	4.754	4.754	1:04.948	65.50	1:05.946
3	2	ENZO	12	7.765	3.011	1:05.149	65.25	1:06.206
4	4	JOSS	12	7.964	0.199	1:05.033	65.23	1:06.198
5	9	FRANCK D	12	11.754	3.790	1:05.535	64.92	1:06.506
6	15	NATHAN S	12	11.907	0.153	1:05.480	64.91	1:06.506
7	5	VINCENT	12	13.817	1.910	1:05.439	64.75	1:06.671
8	19	FRANCK B	12	14.303	0.486	1:05.847	64.72	1:06.692




JAUSSAUD EVENTS

Récapitulatif de l'événement

Clit	Kart	Pilote	Tours	Ecart	Interv.	Meilleur Tour	km/h	Temps moyen
9	12	NASSER	12	17.050	2.747	1:05.666	64.49	1:06.892
10	16	TOM M	12	20.044	2.994	1:06.247	64.26	1:07.179
11	6	BORIS	12	20.260	0.216	1:06.097	64.24	1:07.184
12	8	MATHIEU	12	27.481	7.221	1:06.183	63.67	1:07.783
13	20	ERIC S	12	32.688	5.207	1:06.794	63.26	1:08.162
14	17	PETE MITCHELL	12	33.038	0.350	1:07.426	63.24	1:08.161
15	14	OLIVIER B	12	33.740	0.702	1:06.929	63.18	1:08.298
16	1	JEAN FRANCOIS	12	36.903	3.163	1:07.155	62.94	1:08.523
17	21	WILLIAM	12	39.555	2.652	1:06.855	62.74	1:08.801
18	11	MARTIN	11	1 Tour	1 Tour	1:05.761	56.48	1:16.468

Historique des temps

Kart	Pilote	1	2	3	4	5	6	7	8	9	10	Moy.
3	MICKAEL	1:06.931 1:04.965	1:06.312 1:05.260	1:05.370	1:05.666	1:05.533	1:05.546	1:05.614	1:05.202	1:05.232	1:05.109	1:05.561
18	THIERRY	1:07.899 1:05.677	1:05.631 1:05.662	1:05.862	1:05.540	1:06.223	1:06.468	1:06.136	1:05.344	1:04.948	1:05.966	1:05.946
2	ENZO	1:07.670 1:06.312	1:05.830 1:07.169	1:05.897	1:05.149	1:06.599	1:05.469	1:05.533	1:05.970	1:05.986	1:06.894	1:06.206
4	JOSS	1:09.011 1:06.144	1:05.658 1:07.247	1:05.033	1:05.828	1:05.690	1:06.773	1:06.359	1:05.077	1:05.282	1:06.281	1:06.198
9	FRANCK D	1:10.030 1:05.874	1:06.605 1:06.144	1:06.556	1:06.586	1:05.736	1:06.281	1:06.590	1:06.158	1:05.535	1:05.978	1:06.506
15	NATHAN S	1:11.241 1:05.989	1:07.628 1:05.673	1:06.075	1:05.480	1:06.474	1:05.768	1:05.721	1:06.114	1:05.843	1:06.076	1:06.506
5	VINCENT	1:10.754 1:06.368	1:06.961 1:05.439	1:06.414	1:06.232	1:06.805	1:06.627	1:05.658	1:06.122	1:06.417	1:06.256	1:06.671
19	FRANCK B	1:10.107 1:06.488	1:06.679 1:06.205	1:06.762	1:06.296	1:06.780	1:06.468	1:05.847	1:06.150	1:06.247	1:06.282	1:06.692
12	NASSER	1:13.051 1:05.775	1:08.944 1:06.092	1:07.531	1:06.305	1:06.086	1:05.947	1:05.763	1:05.738	1:05.666	1:05.814	1:06.892
16	TOM M	1:11.089 1:07.231	1:08.223 1:06.842	1:06.462	1:06.486	1:06.532	1:06.461	1:06.247	1:06.700	1:07.031	1:06.850	1:07.179
6	BORIS	1:11.191 1:07.061	1:08.079 1:06.788	1:06.908	1:06.097	1:06.588	1:06.367	1:06.449	1:06.452	1:07.066	1:07.173	1:07.184
8	MATHIEU	1:10.991 1:06.509	1:11.538 1:06.369	1:08.469	1:06.726	1:07.312	1:08.221	1:07.683	1:07.122	1:06.276	1:06.183	1:07.783
20	ERIC S	1:11.839 1:06.794	1:09.581 1:07.969	1:08.014	1:07.439	1:07.500	1:07.708	1:08.466	1:07.990	1:07.235	1:07.413	1:08.162
17	PETE MITCHELL	1:11.089 1:07.615	1:09.068 1:07.426	1:07.568	1:08.414	1:07.544	1:07.871	1:08.034	1:07.617	1:07.997	1:07.689	1:08.161
14	OLIVIER B	1:12.861 1:07.160	1:09.335 1:06.988	1:08.812	1:08.035	1:07.464	1:08.539	1:06.929	1:07.485	1:07.946	1:08.030	1:08.298
1	JEAN FRANCOIS	1:12.430 1:07.263	1:09.847 1:07.848	1:08.810	1:07.603	1:07.375	1:08.702	1:09.223	1:07.619	1:07.155	1:08.406	1:08.523
21	WILLIAM	1:14.734 1:06.894	1:08.609 1:10.615	1:08.590	1:08.212	1:07.242	1:08.564	1:07.113	1:06.855	1:07.598	1:10.597	1:08.801
11	MARTIN	1:10.840 1:06.410	1:15.784	1:12.459	1:14.291	2:31.219	1:06.437	1:06.145	1:05.761	1:05.948	1:05.857	1:16.468



JAUSSAUD EVENTS

Récapitulatif de l'événement

Tableau des tours

Tour 1 Interv.	3	2 0.7	18 0.3	4 1.2	9 1.1	19 0.3	11 0.1	5 0.2	16 0.4	15 0.0	8 0.0	6 0.1	17 0.9	20 0.3	14 0.4	1 0.0	12 0.3	21 1.2
Tour 2	3	2 0.2	18 0.1	4 1.3	9 2.0	19 0.4	5 0.7	15 1.2	16 0.5	6 0.1	17 1.9	20 0.8	12 0.1	14 0.0	8 0.2	1 0.2	21 0.3	11 2.8
Tour 3	3	2 0.8	18 0.1	4 0.4	9 3.5	19 0.6	5 0.3	15 0.8	16 0.8	6 0.5	17 2.6	12 1.0	20 0.3	8 0.9	14 0.0	1 0.5	21 0.1	11 6.6
Tour 4	3	2 0.2	18 0.4	4 0.7	9 4.3	19 0.3	5 0.2	15 0.1	16 1.9	6 0.1	12 3.8	17 1.0	20 0.3	8 0.1	14 1.3	1 0.1	21 0.7	11 12.7
Tour 5	3	2 1.3	18 0.1	4 0.2	9 4.3	19 1.4	5 0.1	15 0.2	16 1.7	6 0.2	12 3.3	17 2.5	20 0.3	8 0.0	14 1.5	1 0.0	21 0.6	11 1:36
Tour 6	3	2 1.2	18 1.1	4 0.5	9 3.9	15 1.0	19 0.5	5 0.4	16 1.5	6 0.1	12 2.9	17 4.4	20 0.1	8 0.5	14 1.8	1 0.1	21 0.4	11 1:34
Tour 7	3	2 1.2	18 1.7	4 0.7	9 4.1	15 0.1	19 0.7	5 0.2	16 2.1	6 0.3	12 2.2	17 6.7	8 0.3	20 0.2	14 0.8	21 0.8	1 1.6	11 1:32
Tour 8	3	2 1.9	18 1.0	4 0.5	9 5.2	15 0.1	19 0.7	5 0.2	16 2.7	6 0.0	12 1.5	8 8.4	17 0.1	20 0.9	14 0.3	21 0.2	1 2.3	11 1:30
Tour 9	3	2 2.7	18 0.0	4 0.8	9 5.4	15 0.4	19 1.1	5 0.4	16 3.3	6 0.1	12 0.1	8 9.0	17 1.8	20 0.2	21 0.9	14 0.1	1 1.8	11 1:28
Tour 10	3	18 3.6	2 0.8	4 0.2	9 5.1	15 0.5	19 1.3	5 0.4	12 3.1	16 0.7	6 0.4	8 8.1	20 3.3	17 0.0	14 1.5	1 2.2	21 0.2	11 1:26
Tour 11	3	18 4.3	2 1.5	4 0.1	9 4.8	15 0.6	19 1.8	5 0.2	12 2.5	16 2.2	6 0.2	8 7.6	20 3.6	17 0.8	14 1.1	21 2.1	1 0.1	11 1:25
Tour 12	3	18 4.7	2 3.0	4 0.1	9 3.7	15 0.1	5 1.9	19 0.4	12 2.7	16 2.9	6 0.2	8 7.2	20 5.2	17 0.3	14 0.7	1 3.1	21 2.6	


MANCHE 1 G2

27/01/2024 - 15:12

Cl.	Kart	Pilote	Tours	Ecart	Interv.	Meilleur Tour	km/h	Temps moyen
1	20	SÉBASTIEN	12			1:06.311	64.54	1:06.890
2	3	NICOLAS C	12	7.526	7.526	1:06.805	63.94	1:07.473
3	12	ALEXANDRE	12	11.171	3.645	1:06.961	63.66	1:07.763
4	16	JULIEN	12	20.319	9.148	1:07.402	62.95	1:08.542
5	17	CHARLES	12	20.642	0.323	1:06.756	62.92	1:08.835
6	21	JEAN LOUIS	12	23.289	2.647	1:07.752	62.72	1:08.814
7	18	ANTONIN	12	24.473	1.184	1:06.815	62.63	1:08.829
8	2	VASSILI	12	26.146	1.673	1:07.537	62.51	1:09.090
9	6	RAPHAEL	12	28.162	2.016	1:07.517	62.35	1:09.201
10	4	YANN	12	31.342	3.180	1:08.517	62.12	1:09.427
11	19	JEAN CHRISTOPHE	12	37.141	5.799	1:07.965	61.69	1:09.900
12	1	NUNO	12	40.133	2.992	1:08.160	61.47	1:10.278
13	15	ESTEBAN	12	40.342	0.209	1:07.716	61.45	1:10.115
14	5	FRANÇOIS	12	45.520	5.178	1:08.640	61.08	1:10.571
15	8	TOM G	12	51.662	6.142	1:08.972	60.64	1:11.041
16	11	MAXIM	12	52.227	0.565	1:07.805	60.60	1:11.122
17	9	FRÉDÉRIC	11	1 Tour	1 Tour	1:11.425	59.11	1:12.837
18	14	OLIVIER L	11	1 Tour	20.760	1:09.603	57.62	1:13.811

Historique des temps

Kart	Pilote	1	2	3	4	5	6	7	8	9	10	Moy.
20	SÉBASTIEN	1:08.280	1:06.882	1:06.822	1:06.541	1:06.733	1:07.062	1:07.116	1:06.311	1:06.424	1:06.449	1:06.890
		1:06.556	1:07.510									
3	NICOLAS C	1:08.385	1:07.216	1:07.722	1:07.321	1:07.814	1:07.201	1:07.274	1:06.805	1:07.351	1:07.842	1:07.473
		1:07.433	1:07.313									
12	ALEXANDRE	1:11.090	1:07.823	1:08.248	1:07.783	1:07.548	1:07.726	1:07.107	1:07.306	1:07.268	1:07.315	1:07.763
		1:06.983	1:06.961									
16	JULIEN	1:12.061	1:09.472	1:08.349	1:08.849	1:07.425	1:08.610	1:07.985	1:07.402	1:08.786	1:08.349	1:08.542
		1:07.633	1:07.586									
17	CHARLES	1:19.286	1:04.540	1:07.978	1:07.914	1:09.261	1:09.632	1:07.712	1:06.897	1:06.864	1:06.756	1:08.835



JAUSSAUD EVENTS

Récapitulatif de l'événement


Kart	Pilote	1	2	3	4	5	6	7	8	9	10	Moy.
		1:07.772	1:07.116									
21	JEAN LOUIS	1:09.960 1:07.991	1:08.867 1:09.272	1:08.892	1:08.550	1:07.752	1:08.887	1:08.191	1:09.154	1:09.182	1:09.076	1:08.814
18	ANTONIN	1:18.754 1:07.755	1:09.281 1:06.815	1:09.955	1:08.026	1:07.724	1:07.464	1:07.174	1:07.063	1:08.593	1:07.352	1:08.829
2	VASSILI	1:11.581 1:08.740	1:10.863 1:07.812	1:09.412	1:08.696	1:09.900	1:09.436	1:08.794	1:07.543	1:08.771	1:07.537	1:09.090
6	RAPHAEL	1:13.331 1:07.517	1:08.779 1:08.387	1:10.636	1:09.653	1:07.962	1:09.578	1:10.192	1:07.809	1:08.726	1:07.851	1:09.201
4	YANN	1:11.009 1:08.517	1:10.412 1:09.105	1:09.495	1:08.727	1:10.002	1:09.740	1:08.953	1:08.650	1:09.953	1:08.566	1:09.427
19	JEAN CHRISTOPHE	1:19.335 1:08.329	1:09.567 1:09.199	1:10.278	1:08.764	1:11.252	1:08.928	1:08.531	1:08.292	1:07.965	1:08.362	1:09.900
1	NUNO	1:09.048 1:09.164	1:22.292 1:08.781	1:09.912	1:09.140	1:10.023	1:08.779	1:10.486	1:08.517	1:09.042	1:08.160	1:10.278
15	ESTEBAN	1:24.560 1:08.923	1:10.311 1:08.708	1:09.892	1:09.609	1:09.034	1:08.771	1:08.097	1:07.716	1:08.006	1:07.755	1:10.115
5	FRANÇOIS	1:17.979 1:10.052	1:09.808 1:09.205	1:10.351	1:09.222	1:12.040	1:09.864	1:09.364	1:10.854	1:08.640	1:09.474	1:10.571
8	TOM G	1:18.836 1:10.276	1:15.539 1:08.972	1:09.665	1:09.973	1:09.521	1:09.990	1:10.421	1:09.724	1:10.052	1:09.527	1:11.041
11	MAXIM	1:20.311 1:22.979	1:12.557 1:08.830	1:08.370	1:08.643	1:09.197	1:09.733	1:08.525	1:07.805	1:08.420	1:08.101	1:11.122
9	FRÉDÉRIC	1:19.270 1:11.628	1:14.777	1:12.969	1:11.615	1:12.063	1:11.801	1:11.843	1:12.126	1:11.425	1:11.690	1:12.837
14	OLIVIER L	1:32.272 1:10.894	1:12.442	1:10.427	1:14.470	1:10.405	1:10.446	1:09.603	1:13.340	1:09.354	1:29.339	1:13.811

Tableau des tours

Tour	1	3	21	2	12	4	16	6	5	18	19	8	17	9	11	15	14
Tour 1 Interv.	20 0.2	3 0.3	21 1.2	2 1.1	12 0.4	4 0.1	16 0.6	6 1.1	5 5.5	18 0.6	19 0.4	8 0.3	17 0.2	9 0.6	11 0.2	15 4.4	14 7.2
Tour 2	20 0.9	3 2.8	21 0.5	16 2.4	2 0.1	4 0.1	6 0.2	17 2.8	5 3.7	18 0.0	19 0.6	1 0.8	11 3.4	8 1.9	9 0.0	15 0.2	14 9.4
Tour 3	20 1.8	3 4.0	12 0.0	21 2.4	16 1.2	2 0.2	4 1.3	17 0.2	18 5.7	5 0.2	19 0.7	1 0.5	11 1.9	8 3.2	15 0.5	9 2.8	14 7.1
Tour 4	20 2.6	3 4.4	12 0.8	21 2.7	16 1.0	2 0.2	4 0.7	17 1.5	18 4.3	5 1.4	19 0.2	1 0.8	11 1.4	8 4.5	15 0.1	9 4.8	14 9.9
Tour 5	20 3.7	3 4.1	12 1.0	21 2.4	16 3.5	2 0.3	4 0.0	17 0.2	18 4.1	1 4.9	19 0.3	11 0.2	5 0.2	15 4.2	8 0.3	9 7.5	14 8.2
Tour 6	20 3.8	3 4.7	12 2.1	21 2.1	16 4.3	2 0.5	17 0.0	4 0.0	18 2.0	1 6.2	19 0.4	11 1.1	5 0.3	15 3.2	8 1.5	9 9.3	14 6.9
Tour 7	20 4.0	3 4.5	12 3.2	21 1.9	16 4.6	2 0.5	4 0.8	18 0.3	6 0.9	19 7.1	11 1.0	1 0.3	5 0.8	15 1.9	8 3.8	9 10.7	14 4.7
Tour 8	20 4.5	3 5.0	12 5.1	21 0.1	16 4.1	17 1.1	2 0.6	18 1.2	4 0.4	6 7.6	19 0.6	11 1.0	1 1.9	15 1.1	5 4.6	8 13.1	9 5.9
Tour 9	20 5.4	3 4.9	12 6.8	21 0.1	16 2.0	17 3.0	2 0.4	18 1.8	4 0.7	6 6.0	19 1.0	11 1.7	1 0.9	15 1.8	5 6.0	8 14.5	9 3.8
Tour 10	20 6.8	3 4.4	12 7.8	16 0.6	17 0.2	21 3.5	2 0.3	18 2.3	6 1.4	4 5.8	19 0.8	11 1.7	1 0.5	15 3.5	5 6.1	8 16.7	9 21.4
Tour 11	20 7.7	3 3.9	12 8.5	16 0.7	17 0.4	21 3.6	2 0.6	6 1.4	4 2.4	19 5.7	1 3.4	15 0.2	5 4.6	8 6.3	11 0.7	9 17.3	14 20.7
Tour 12	20 7.5	3 3.6	12 9.1	16 0.3	17 2.6	21 1.1	18 1.6	2 2.0	4 3.1	19 5.7	1 2.9	15 0.2	5 5.1	8 6.1	11 0.5		

MANCHE 2 G1

27/01/2024 - 15:45




JAUSSAUD EVENTS

Récapitulatif de l'événement

Clit	Kart	Pilote	Tours	Ecart	Interv.	Meilleur Tour	km/h	Temps moyen
1	21	MICKAEL	12			1:05.406	65.50	1:05.958
2	2	FRANCK D	12	2.090	2.090	1:05.514	65.32	1:06.108
3	17	VINCENT	12	3.080	0.990	1:04.807	65.24	1:06.176
4	1	THIERRY	12	3.558	0.478	1:05.713	65.20	1:06.250
5	8	NATHAN S	12	4.000	0.442	1:04.938	65.17	1:06.265
6	20	JOSS	12	4.485	0.485	1:05.266	65.13	1:06.318
7	3	BORIS	12	5.799	1.314	1:05.371	65.02	1:06.379
8	19	NASSER	12	11.577	5.778	1:06.019	64.55	1:06.875
9	6	FRANCK B	12	14.764	3.187	1:06.130	64.30	1:07.154
10	4	ERIC S	12	17.416	2.652	1:06.272	64.09	1:07.321
11	15	TOM M	12	19.505	2.089	1:06.271	63.92	1:07.527
12	11	SÉBASTIEN	12	19.652	0.147	1:06.029	63.91	1:07.468
13	18	MATHIEU	12	19.952	0.300	1:05.558	63.89	1:07.506
14	12	JULIEN	12	20.874	0.922	1:06.192	63.81	1:07.501
15	5	ALEXANDRE	12	26.269	5.395	1:06.724	63.39	1:07.996
16	16	CHARLES	12	26.621	0.352	1:06.472	63.36	1:07.973
17	14	NICOLAS C	12	38.949	12.328	1:07.764	62.42	1:09.106
18	9	ENZO	11	1 Tour	1 Tour	1:05.643	56.55	1:16.381

Historique des temps

Kart	Pilote	1	2	3	4	5	6	7	8	9	10	Moy.
21	MICKAEL	1:07.458	1:05.832	1:05.758	1:05.616	1:05.899	1:05.736	1:05.406	1:05.676	1:05.475	1:06.453	1:05.958
		1:06.197	1:05.992									
2	FRANCK D	1:08.304	1:06.193	1:05.671	1:05.853	1:05.913	1:06.391	1:05.736	1:06.692	1:05.514	1:05.767	1:06.108
		1:05.669	1:05.593									
17	VINCENT	1:08.346	1:08.026	1:05.277	1:05.548	1:05.756	1:07.230	1:04.807	1:05.712	1:05.687	1:05.903	1:06.176
		1:05.351	1:06.478									
1	THIERRY	1:07.538	1:06.022	1:05.967	1:06.085	1:06.228	1:06.834	1:06.203	1:06.553	1:05.847	1:06.044	1:06.250
		1:05.713	1:05.973									
8	NATHAN S	1:08.820	1:06.575	1:05.312	1:05.859	1:06.372	1:07.473	1:06.356	1:05.830	1:05.536	1:06.165	1:06.265
		1:04.938	1:05.952									
20	JOSS	1:07.968	1:06.261	1:05.706	1:06.493	1:06.422	1:08.008	1:05.968	1:05.568	1:05.787	1:05.658	1:06.318
		1:05.266	1:06.713									
3	BORIS	1:10.374	1:06.237	1:05.668	1:05.707	1:05.371	1:06.639	1:05.433	1:06.083	1:06.903	1:06.393	1:06.379
		1:05.535	1:06.213									
19	NASSER	1:11.887	1:07.237	1:06.584	1:06.490	1:06.302	1:06.222	1:06.131	1:06.019	1:06.566	1:06.448	1:06.875
		1:06.220	1:06.397									
6	FRANCK B	1:10.159	1:07.625	1:06.623	1:06.643	1:06.510	1:06.130	1:06.544	1:06.837	1:07.657	1:07.179	1:07.154
		1:07.181	1:06.762									
4	ERIC S	1:10.747	1:07.671	1:07.758	1:06.398	1:06.788	1:06.272	1:06.594	1:06.622	1:06.906	1:09.136	1:07.321
		1:06.503	1:06.465									
15	TOM M	1:12.954	1:06.710	1:07.353	1:06.428	1:06.390	1:06.506	1:06.715	1:06.271	1:06.859	1:10.285	1:07.527
		1:07.124	1:06.739									
11	SÉBASTIEN	1:11.779	1:06.630	1:07.251	1:06.029	1:06.392	1:06.481	1:08.073	1:06.265	1:06.467	1:09.810	1:07.468
		1:08.237	1:06.211									
18	MATHIEU	1:13.422	1:08.343	1:09.088	1:07.093	1:07.099	1:06.100	1:05.558	1:06.130	1:06.865	1:07.743	1:07.506
		1:06.824	1:05.808									
12	JULIEN	1:11.440	1:07.886	1:06.636	1:06.192	1:06.511	1:06.475	1:07.080	1:06.467	1:06.633	1:09.718	1:07.501
		1:08.568	1:06.411									
5	ALEXANDRE	1:12.596	1:08.579	1:09.018	1:07.208	1:07.790	1:07.460	1:06.724	1:06.841	1:06.796	1:08.290	1:07.996



JAUSSAUD EVENTS

Récapitulatif de l'événement

Kart	Pilote	1	2	3	4	5	6	7	8	9	10	Moy.
		1:07.201	1:07.460									
16	CHARLES	1:12.089	1:07.709	1:07.963	1:06.594	1:06.472	1:07.732	1:07.157	1:08.422	1:07.043	1:09.232	1:07.973
		1:07.289	1:07.975									
14	NICOLAS C	1:12.480	1:08.507	1:12.862	1:08.985	1:08.143	1:07.764	1:07.884	1:07.912	1:08.641	1:08.896	1:09.106
		1:08.573	1:08.633									
9	ENZO	1:07.909	1:06.170	1:05.643	1:06.029	1:07.093	1:07.064	1:06.036	1:06.143	2:56.113	1:05.808	1:16.381
		1:06.188										

Tableau des tours


Tour	1	2	3	4	5	6	7	8	9	10	11	12	13	14	15	16	17	18
Tour 1 Interv.	21 0.1	9 0.4	20 0.0	2 0.4	17 0.2	8 0.3	6 1.4	3 0.5	4 0.6	19 0.6	11 0.8	15 0.3	14 0.0	12 0.1	5 0.6	16 0.1	18 0.2	
Tour 2	21 0.3	9 0.6	20 0.1	2 0.3	8 0.9	17 1.1	3 0.5	6 0.8	4 1.2	19 0.2	11 0.2	15 0.3	12 1.3	14 0.4	16 0.0	5 0.7	18 0.1	
Tour 3	21 0.5	9 0.2	20 0.2	2 0.3	8 0.5	17 1.0	3 0.9	6 1.7	19 1.4	11 0.9	4 0.0	15 0.4	12 0.6	16 1.8	5 1.7	18 0.2	14 2.7	
Tour 4	21 0.9	9 0.2	2 0.4	20 0.2	8 0.7	17 1.0	3 2.7	6 2.7	19 1.3	11 0.4	4 0.4	15 0.4	12 0.3	16 2.2	5 2.4	18 0.1	14 4.6	
Tour 5	21 1.3	1 0.3	9 0.7	20 0.0	8 0.2	17 0.1	3 0.6	6 3.8	19 1.1	11 0.5	4 0.8	15 0.0	12 0.5	16 2.2	18 3.1	5 0.5	14 5.1	
Tour 6	21 2.3	2 0.1	9 1.3	17 0.5	8 0.0	3 0.0	20 0.2	6 3.0	19 1.1	11 0.7	4 0.6	15 0.3	12 0.4	16 3.5	18 1.5	5 1.9	14 5.4	
Tour 7	21 2.6	1 0.5	17 0.5	9 0.6	3 0.0	20 0.8	8 0.0	6 3.5	19 0.7	4 1.8	15 0.4	11 0.4	12 0.4	18 3.5	16 0.0	5 3.0	14 6.6	
Tour 8	21 3.6	2 0.1	17 0.3	1 0.7	9 0.0	3 0.3	20 0.3	8 0.3	19 4.5	6 0.0	4 2.4	15 0.0	11 0.4	12 0.6	18 3.1	16 2.3	5 1.4	14 7.6
Tour 9	21 3.7	2 0.2	17 0.4	1 1.0	20 0.0	8 0.7	3 4.8	19 1.1	6 1.6	4 0.0	15 0.0	11 0.7	12 3.4	18 2.5	5 1.1	14 9.5	9 1.23	
Tour 10	21 3.0	2 0.4	17 0.6	1 0.6	20 0.6	8 0.9	3 4.9	19 1.8	6 3.6	4 0.7	11 0.4	15 0.2	12 1.4	18 4.0	5 0.2	14 10.1	9 1.20	
Tour 11	21 2.4	2 0.1	17 0.9	1 0.1	20 0.2	8 1.5	3 5.5	19 2.8	6 2.9	4 1.8	15 0.6	11 0.7	18 0.3	12 4.1	5 0.1	14 11.5	9 1.18	
Tour 12	21 2.0	2 0.9	17 0.4	1 0.4	8 0.4	20 0.4	3 1.3	19 5.7	6 3.1	4 2.6	15 2.0	11 0.1	18 0.3	12 0.9	5 5.3	16 0.3	14 12.3	

MANCHE 2 G2

27/01/2024 - 16:05

Cl.	Kart	Pilote	Tours	Ecart	Interv.	Meilleur Tour	km/h	Temps moyen
1	20	MARTIN	12			1:05.770	64.77	1:06.670
2	1	WILLIAM	12	8.554	8.554	1:06.668	64.09	1:07.391
3	21	OLIVIER B	12	8.815	0.261	1:06.287	64.07	1:07.424
4	11	PETE MITCHELL	12	14.246	5.431	1:06.725	63.64	1:07.880
5	19	RAPHAEL	12	15.947	1.701	1:06.782	63.51	1:07.955
6	12	JEAN FRANCOIS	12	16.631	0.684	1:06.267	63.46	1:08.067
7	2	ANTONIN	12	18.747	2.116	1:06.969	63.29	1:08.212
8	9	JEAN LOUIS	12	19.293	0.546	1:07.188	63.25	1:08.251
9	17	MAXIM	12	21.587	2.294	1:06.566	63.07	1:08.313
10	8	YANN	12	24.895	3.308	1:07.341	62.82	1:08.673
11	5	ESTEBAN	12	24.985	0.090	1:06.918	62.81	1:08.679
12	6	JEAN CHRISTOPHE	12	48.284	23.299	1:07.834	61.09	1:10.633
13	3	TOM G	12	48.665	0.381	1:07.941	61.06	1:10.631
14	14	VASSILI	12	48.985	0.320	1:08.924	61.04	1:10.717
15	16	FRANÇOIS	12	54.120	5.135	1:08.531	60.67	1:11.051
16	15	FRÉDÉRIC	12	54.681	0.561	1:09.540	60.63	1:10.978
17	18	NUNO	11	1 Tour	1 Tour	1:06.889	61.87	1:09.693
18	4	OLIVIER L	2	10 Tours	9 Tours	1:13.545	60.74	1:13.545

Historique des temps




JAUSSAUD EVENTS

Récapitulatif de l'événement

Kart	Pilote	1	2	3	4	5	6	7	8	9	10	Moy.
20	MARTIN	1:11.284 1:05.936	1:07.551 1:05.882	1:07.175	1:06.533	1:06.189	1:05.905	1:05.809	1:06.120	1:05.887	1:05.770	1:06.670
1	WILLIAM	1:09.131 1:07.204	1:08.899 1:07.534	1:07.111	1:07.791	1:06.722	1:06.774	1:06.842	1:06.668	1:06.844	1:07.176	1:07.391
21	OLIVIER B	1:09.182 1:07.407	1:09.387 1:07.489	1:07.679	1:07.587	1:07.408	1:07.036	1:06.287	1:06.535	1:06.489	1:06.613	1:07.424
11	PETE MITCHELL	1:09.379 1:08.250	1:09.635 1:07.734	1:09.118	1:07.248	1:07.548	1:06.725	1:06.887	1:07.247	1:07.847	1:06.942	1:07.880
19	RAPHAEL	1:12.304 1:07.208	1:08.376 1:07.230	1:08.135	1:08.379	1:07.608	1:07.215	1:06.785	1:06.782	1:08.265	1:07.173	1:07.955
12	JEAN FRANCOIS	1:11.249 1:15.955	1:08.337 1:06.721	1:06.797	1:07.279	1:06.310	1:06.753	1:07.092	1:06.267	1:07.608	1:06.437	1:08.067
2	ANTONIN	1:11.622 1:08.297	1:08.521 1:08.136	1:08.864	1:07.463	1:06.969	1:07.377	1:06.999	1:07.929	1:08.385	1:07.989	1:08.212
9	JEAN LOUIS	1:11.241 1:07.444	1:09.104 1:08.248	1:08.745	1:07.949	1:08.223	1:08.270	1:07.188	1:07.264	1:07.978	1:07.360	1:08.251
17	MAXIM	1:13.081 1:07.341	1:08.705 1:07.000	1:07.732	1:08.122	1:10.022	1:08.275	1:08.015	1:06.566	1:07.526	1:07.379	1:08.313
8	YANN	1:13.995 1:07.518	1:07.996 1:07.959	1:08.212	1:08.780	1:09.513	1:08.632	1:08.191	1:07.341	1:08.073	1:07.875	1:08.673
5	ESTEBAN	1:14.791 1:08.022	1:10.066 1:07.544	1:07.683	1:07.339	1:09.713	1:07.579	1:08.324	1:08.390	1:06.918	1:07.790	1:08.679
6	JEAN CHRISTOPHE	1:13.013 1:09.255	1:08.440 1:21.320	1:07.834	1:10.204	1:09.760	1:12.621	1:08.873	1:08.864	1:08.514	1:08.901	1:10.633
3	TOM G	1:15.743 1:11.598	1:11.025 1:09.697	1:11.904	1:10.965	1:10.818	1:09.505	1:07.941	1:09.350	1:10.089	1:08.938	1:10.631
14	VASSILI	1:14.608 1:09.507	1:14.022 1:09.345	1:10.316	1:09.392	1:08.924	1:09.678	1:11.019	1:09.658	1:11.925	1:10.219	1:10.717
16	FRANÇOIS	1:24.019 1:09.482	1:11.099 1:09.667	1:10.555	1:10.148	1:09.824	1:10.130	1:08.531	1:09.413	1:08.919	1:10.834	1:11.051
15	FRÉDÉRIC	1:17.010 1:09.920	1:11.104 1:10.354	1:12.100	1:10.575	1:10.093	1:10.405	1:10.084	1:09.890	1:09.540	1:10.663	1:10.978
18	NUNO	1:19.368 1:08.501	1:10.761	1:08.738	1:10.611	1:07.576	1:09.389	1:09.098	1:06.889	1:07.529	1:08.169	1:09.693
4	OLIVIER L	1:13.545	1:06.330									1:13.545

Tableau des tours

Tour	21	1	11	12	20	9	2	19	6	8	17	14	4	5	3	15	18	16
Tour 1 Interv.		1 0.0	11 0.0	12 2.0	20 0.1	9 0.2	2 0.2	19 0.9	6 0.9	8 1.1	17 0.0	14 0.0	4 0.6	5 0.0	3 1.2	15 3.1	18 0.4	16 5.0
Tour 2	1	21 0.3	11 0.4	20 0.0	12 0.6	2 0.9	9 0.2	19 0.5	6 0.7	8 0.2	17 0.6	14 0.8	5 2.0	3 2.1	14 1.1	15 2.0	18 0.1	16 5.4
Tour 3	1	21 0.9	20 0.0	12 0.2	11 1.6	2 1.3	19 0.0	9 0.0	6 0.6	8 1.0	17 0.3	5 2.0	14 5.9	3 0.4	18 0.1	15 3.2	16 4.0	
Tour 4	20	1 0.2	12 0.6	21 0.0	11 1.5	2 1.6	9 0.6	19 0.3	17 1.7	8 0.3	6 0.3	5 0.5	14 8.0	18 1.8	3 0.1	15 3.0	16 3.5	
Tour 5	20	1 0.8	12 0.2	21 1.1	11 1.6	2 1.0	19 1.6	9 0.2	8 3.7	17 0.1	6 0.4	5 0.4	14 7.2	18 0.4	3 3.4	15 2.2	16 3.3	
Tour 6	20	1 1.6	12 0.2	21 1.4	11 1.3	2 1.6	19 1.4	9 1.3	17 3.9	8 0.1	5 0.0	6 4.5	14 4.7	18 0.1	3 3.5	15 3.1	16 3.0	
Tour 7	20	1 2.7	12 0.5	21 0.6	11 1.9	2 1.7	19 1.2	9 1.7	17 4.7	8 0.3	5 0.1	6 5.1	18 5.1	14 1.7	3 0.6	15 5.3	16 1.4	
Tour 8	20	1 3.2	12 0.1	21 0.9	11 2.6	2 2.4	19 0.1	9 2.1	17 4.0	8 1.1	5 1.2	6 5.5	18 3.1	14 4.4	3 0.3	15 5.8	16 1.0	
Tour 9	20	1 4.2	21 0.6	12 0.2	11 3.8	2 3.0	19 0.0	9 1.9	17 3.6	8 1.6	5 0.0	6 7.1	18 2.2	3 7.4	14 1.4	15 3.8	16 0.3	



JAUSSAUD EVENTS

Récapitulatif de l'événement

Tour 10	20	1 5.6	21 0.1	12 0.0	11 4.3	19 3.2	2 0.8	9 1.2	17 3.6	8 2.1	5 0.0	6 8.2	18 1.4	3 8.1	14 2.7	15 4.2	16 0.5
Tour 11	20	1 6.9	21 0.3	11 5.1	19 2.2	12 1.1	2 0.7	9 0.4	17 3.5	8 2.3	5 0.5	6 9.5	18 0.7	3 11.2	14 0.6	15 4.6	16 0.1
Tour 12	20	1 8.5	21 0.2	11 5.4	19 1.7	12 0.6	2 2.1	9 0.5	17 2.2	8 3.3	5 0.0	6 23.2	3 0.3	14 0.3	16 5.1	15 0.5	


MANCHE 3 G1

27/01/2024 - 16:36

Cl	Kart	Pilote	Tours	Ecart	Interv.	Meilleur Tour	km/h	Temps moyen
1	17	MARTIN	12			1:05.014	64.70	1:06.673
2	1	NATHAN S	12	0.703	0.703	1:05.508	64.65	1:06.797
3	12	VINCENT	12	1.001	0.298	1:04.955	64.62	1:06.832
4	2	NASSER	12	1.479	0.478	1:05.877	64.58	1:06.830
5	9	THIERRY	12	2.829	1.350	1:05.174	64.47	1:06.971
6	5	OLIVIER B	12	3.527	0.698	1:05.411	64.42	1:06.957
7	16	FRANCK D	12	3.778	0.251	1:05.579	64.40	1:07.070
8	21	BORIS	12	3.995	0.217	1:05.873	64.38	1:07.054
9	11	JOSS	12	5.003	1.008	1:05.315	64.30	1:07.141
10	3	TOM M	12	5.171	0.168	1:05.583	64.29	1:07.130
11	6	SÉBASTIEN	12	5.882	0.711	1:05.720	64.23	1:07.176
12	14	MICKAEL	12	8.208	2.326	1:06.335	64.05	1:07.451
13	18	WILLIAM	12	8.333	0.125	1:05.818	64.04	1:07.353
14	4	MATHIEU	12	8.356	0.023	1:05.983	64.03	1:07.381
15	8	ERIC S	12	8.798	0.442	1:06.099	64.00	1:07.428
16	15	FRANCK B	12	9.544	0.746	1:05.950	63.94	1:07.506
17	19	PETE MITCHELL	12	11.991	2.447	1:06.668	63.75	1:07.637
18	20	RAPHAEL	12	52.686	40.695	1:06.543	60.71	1:11.033

Historique des temps

Kart	Pilote	1	2	3	4	5	6	7	8	9	10	Moy.
17	MARTIN	1:10.475	1:06.856	1:06.704	1:06.641	1:05.981	1:05.014	1:06.189	1:06.260	1:07.737	1:06.766	1:06.673
		1:05.384	1:06.079									
1	NATHAN S	1:08.595	1:07.818	1:07.421	1:06.389	1:05.561	1:05.508	1:07.046	1:06.415	1:07.696	1:06.919	1:06.797
		1:06.230	1:05.973									
12	VINCENT	1:08.841	1:07.862	1:07.417	1:06.423	1:05.928	1:04.955	1:07.422	1:06.263	1:07.576	1:06.713	1:06.832
		1:05.148	1:07.444									
2	NASSER	1:10.067	1:07.122	1:07.127	1:08.307	1:06.719	1:05.963	1:06.127	1:05.888	1:05.877	1:06.420	1:06.830
		1:06.424	1:05.927									
9	THIERRY	1:09.361	1:07.574	1:07.583	1:08.933	1:06.689	1:06.823	1:07.276	1:06.280	1:05.649	1:05.174	1:06.971
		1:05.715	1:06.605									
5	OLIVIER B	1:10.672	1:07.210	1:06.289	1:08.092	1:06.897	1:06.538	1:06.895	1:06.299	1:05.537	1:05.411	1:06.957
		1:05.824	1:07.825									
16	FRANCK D	1:09.437	1:07.169	1:07.486	1:06.414	1:06.404	1:05.579	1:06.680	1:06.243	1:07.433	1:06.950	1:07.070
		1:06.421	1:08.629									
21	BORIS	1:10.625	1:06.874	1:07.628	1:08.095	1:06.703	1:07.538	1:06.913	1:06.315	1:05.906	1:06.101	1:07.054
		1:05.873	1:06.080									
11	JOSS	1:09.301	1:07.763	1:06.962	1:06.427	1:07.050	1:05.315	1:12.921	1:05.693	1:06.674	1:06.271	1:07.141
		1:05.467	1:05.851									
3	TOM M	1:11.850	1:07.409	1:07.282	1:08.117	1:06.719	1:06.823	1:06.524	1:06.164	1:06.502	1:05.693	1:07.130
		1:05.583	1:06.897									
6	SÉBASTIEN	1:11.152	1:07.497	1:07.347	1:08.160	1:07.451	1:06.641	1:07.316	1:05.779	1:06.706	1:06.170	1:07.176
		1:06.182	1:05.720									



JAUSSAUD EVENTS

Récapitulatif de l'événement

Kart	Pilote	1	2	3	4	5	6	7	8	9	10	Moy.
14	MICKAEL	1:08.735 1:06.335	1:07.675 1:07.156	1:08.225	1:08.309	1:07.220	1:06.498	1:07.757	1:07.370	1:06.767	1:07.370	1:07.451
18	WILLIAM	1:13.497 1:06.732	1:06.900 1:06.775	1:06.739	1:07.390	1:06.885	1:06.919	1:07.523	1:06.435	1:05.818	1:06.629	1:07.353
4	MATHIEU	1:14.015 1:06.413	1:06.939 1:06.689	1:06.663	1:08.531	1:06.478	1:06.474	1:07.746	1:05.983	1:06.044	1:06.597	1:07.381
8	ERIC S	1:11.063 1:06.522	1:07.397 1:06.227	1:07.009	1:08.736	1:06.615	1:07.180	1:08.837	1:07.182	1:06.279	1:06.099	1:07.428
15	FRANCK B	1:17.965 1:06.144	1:06.903 1:05.950	1:06.671	1:06.784	1:06.776	1:06.641	1:06.282	1:07.331	1:06.492	1:06.143	1:07.506
19	PETE MITCHELL	1:11.926 1:06.740	1:07.314 1:06.731	1:07.247	1:08.659	1:06.728	1:06.668	1:08.264	1:07.386	1:07.021	1:06.971	1:07.637
20	RAPHAEL	1:14.048 1:07.716	1:07.983 1:08.650	1:08.162	1:07.241	1:07.446	1:06.543	1:07.013	1:07.316	1:07.281	1:42.997	1:11.033

Tableau des tours

Tour	14	16	17	18	19	20	21	2	3	4	5	6	7	8	9	10	11	12
Tour 1 Interv.	14	1	12	16	9	11	2	21	17	5	8	6	3	19	18	4	20	15
Tour 2	14	16	1	12	9	11	2	21	17	5	8	6	3	19	18	4	20	15
Tour 3	1	16	12	11	14	9	2	17	5	21	8	6	3	19	18	4	20	15
Tour 4	1	16	12	11	17	14	2	5	21	9	8	6	3	18	19	4	20	15
Tour 5	1	12	16	17	11	2	14	5	21	9	8	3	6	18	19	4	15	20
Tour 6	1	12	16	17	11	2	14	5	9	21	8	3	6	18	19	4	15	20
Tour 7	1	17	12	16	2	5	14	9	21	3	11	6	18	8	4	19	15	20
Tour 8	1	17	12	16	2	5	9	21	3	14	11	6	18	4	8	19	15	20
Tour 9	1	12	17	16	2	5	9	21	3	14	11	6	18	4	8	15	19	20
Tour 10	12	1	17	16	2	5	9	21	3	11	6	14	18	4	8	15	19	20
Tour 11	12	17	1	16	2	5	9	21	3	11	6	14	18	4	8	15	19	20
Tour 12	17	1	12	2	9	5	16	21	11	3	6	14	18	4	8	15	19	20

MANCHE 3 G2

27/01/2024 - 16:56

Clit	Kart	Pilote	Tours	Ecart	Interv.	Meilleur Tour	km/h	Temps moyen
1	7	ENZO	12			1:05.167	65.62	1:05.813
2	19	CHARLES	12	9.846	9.846	1:06.011	64.81	1:06.646
3	1	ALEXANDRE	12	24.568	14.722	1:06.869	63.64	1:07.877
4	21	JULIEN	12	25.643	1.075	1:07.161	63.55	1:07.975
5	8	JEAN FRANCOIS	12	27.045	1.402	1:06.597	63.44	1:08.056
6	15	JEAN LOUIS	12	30.330	3.285	1:07.079	63.19	1:08.303
7	12	YANN	12	30.511	0.181	1:06.773	63.18	1:08.290
8	2	MAXIM	12	31.146	0.635	1:06.997	63.13	1:08.389
9	9	NICOLAS C	12	31.187	0.041	1:07.107	63.12	1:08.414
10	18	ESTEBAN	12	31.368	0.181	1:06.728	63.11	1:08.389
11	6	VASSILI	12	31.842	0.474	1:06.584	63.07	1:08.383
12	4	NUNO	12	33.742	1.900	1:06.595	62.93	1:08.502
13	17	OLIVIER L	12	35.791	2.049	1:07.494	62.77	1:08.649
14	20	ANTONIN	12	44.970	9.179	1:06.850	62.08	1:09.456



JAUSSAUD EVENTS

Récapitulatif de l'événement


Cl't	Kart	Pilote	Tours	Ecart	Interv.	Meilleur Tour	km/h	Temps moyen
15	11	JEAN CHRISTOPHE	12	1:00.257	15.287	1:07.555	60.97	1:10.750
16	5	TOM G	12	1:00.948	0.691	1:08.043	60.92	1:10.831
17	16	FRÉDÉRIC	12	1:03.493	2.545	1:09.688	60.73	1:10.965
18	3	FRANÇOIS	11	1 Tour	1 Tour	1:08.283	61.46	1:10.163

Historique des temps

Kart	Pilote	1	2	3	4	5	6	7	8	9	10	Moy.
7	ENZO	1:09.050 1:05.817	1:06.127 1:05.536	1:05.522	1:05.470	1:05.223	1:05.604	1:05.167	1:05.661	1:05.284	1:05.296	1:05.813
19	CHARLES	1:09.121 1:06.322	1:07.193 1:06.484	1:06.011	1:06.562	1:06.215	1:06.142	1:06.548	1:06.437	1:06.219	1:06.509	1:06.646
1	ALEXANDRE	1:10.665 1:07.705	1:08.127 1:06.869	1:07.723	1:08.667	1:07.774	1:07.080	1:07.687	1:06.931	1:07.707	1:07.595	1:07.877
21	JULIEN	1:10.682 1:08.094	1:07.162 1:07.248	1:08.410	1:08.674	1:07.170	1:07.746	1:07.161	1:07.851	1:07.799	1:07.708	1:07.975
8	JEAN FRANCOIS	1:11.385 1:07.289	1:07.624 1:06.914	1:08.962	1:08.824	1:06.693	1:08.641	1:08.506	1:07.864	1:06.597	1:07.381	1:08.056
15	JEAN LOUIS	1:11.529 1:08.933	1:07.684 1:08.845	1:08.407	1:08.486	1:07.279	1:08.080	1:07.674	1:07.079	1:07.722	1:07.922	1:08.303
12	YANN	1:12.655 1:07.908	1:09.682 1:09.303	1:07.730	1:06.833	1:08.287	1:06.773	1:07.283	1:07.335	1:07.043	1:08.659	1:08.290
2	MAXIM	1:12.034 1:07.030	1:10.313 1:08.475	1:07.095	1:07.953	1:08.597	1:07.389	1:09.769	1:07.803	1:06.997	1:07.216	1:08.389
9	NICOLAS C	1:11.542 1:07.201	1:07.435 1:08.818	1:08.438	1:09.773	1:07.191	1:07.885	1:10.809	1:07.393	1:07.107	1:07.376	1:08.414
18	ESTEBAN	1:12.634 1:06.728	1:10.198 1:08.283	1:08.008	1:07.168	1:08.395	1:07.173	1:09.672	1:08.801	1:06.812	1:06.801	1:08.389
6	VASSILI	1:13.427 1:06.677	1:09.656 1:08.145	1:07.937	1:07.646	1:07.744	1:06.966	1:09.167	1:08.686	1:06.584	1:07.967	1:08.383
4	NUNO	1:14.398 1:06.595	1:09.157 1:07.575	1:08.632	1:08.523	1:07.204	1:07.547	1:07.345	1:09.156	1:08.300	1:07.593	1:08.502
17	OLIVIER L	1:13.984 1:07.882	1:09.578 1:07.666	1:09.905	1:08.062	1:08.158	1:07.494	1:07.752	1:07.751	1:07.670	1:07.896	1:08.649
20	ANTONIN	1:14.851 1:06.850	1:09.407 1:07.328	1:12.527	1:11.176	1:08.837	1:09.054	1:08.404	1:07.649	1:09.516	1:07.880	1:09.456
11	JEAN CHRISTOPHE	1:14.343 1:07.555	1:08.911 1:31.836	1:09.260	1:07.682	1:08.429	1:08.442	1:08.218	1:07.884	1:07.863	1:08.578	1:10.750
5	TOM G	1:13.561 1:09.132	1:10.469 1:09.085	1:12.261	1:18.598	1:10.468	1:10.014	1:08.418	1:08.043	1:09.863	1:10.060	1:10.831
16	FRÉDÉRIC	1:15.143 1:09.860	1:10.346 1:12.051	1:10.720	1:12.269	1:10.660	1:10.541	1:10.259	1:10.208	1:09.842	1:09.688	1:10.965
3	FRANÇOIS	1:13.791 1:09.693	1:10.336	1:11.661	1:10.982	1:10.098	1:09.966	1:08.677	1:08.283	1:09.030	1:09.282	1:10.163

Tableau des tours

Tour	19	7	21	1	8	9	15	2	18	12	5	6	3	11	17	4	20	16
Tour 1 Interv.	19	7 0.0	21 1.3	1 0.0	8 1.0	9 0.0	15 0.4	2 0.2	18 0.8	12 0.3	5 0.8	6 0.1	3 0.4	11 0.5	17 0.3	4 0.1	20 0.2	16 0.7
Tour 2	7	19 0.9	21 1.3	1 1.0	9 0.3	8 0.1	15 0.5	2 2.9	12 0.5	18 0.1	6 0.7	11 0.1	5 0.4	4 0.2	3 0.1	17 0.1	20 0.1	16 1.6
Tour 3	7	19 1.4	21 3.7	1 0.3	9 1.0	15 0.6	8 0.0	2 1.5	12 1.1	18 0.4	6 0.7	11 1.5	4 0.1	17 1.5	3 1.6	5 0.1	16 0.8	20 0.1
Tour 4	7	19 2.5	21 5.8	1 0.3	15 1.5	8 0.3	9 0.2	2 0.4	12 0.0	18 0.7	6 1.2	11 1.5	4 0.9	17 1.0	3 4.5	20 1.3	16 0.9	5 5.4



JAUSSAUD EVENTS

Récapitulatif de l'événement


Tour	7	19	21	1	8	15	9	12	2	18	6	4	11	17	3	20	16	5
Tour 5	7	19 3.5	21 6.8	1 0.9	8 0.8	15 0.2	9 0.5	12 1.6	2 0.2	18 0.6	6 0.5	4 1.9	11 0.2	17 1.7	3 6.4	20 0.1	16 2.7	5 5.2
Tour 6	7	19 4.0	21 8.4	1 0.2	15 2.0	9 0.3	8 0.0	12 0.4	2 0.8	18 0.4	6 0.3	4 2.5	11 1.1	17 0.8	20 8.1	3 0.7	16 3.4	5 4.7
Tour 7	7	19 5.4	21 9.0	1 0.8	15 2.0	12 0.4	8 0.7	9 2.2	2 0.3	6 0.1	18 0.1	4 0.5	11 2.0	17 0.3	20 8.8	3 1.0	16 5.0	5 2.9
Tour 8	7	19 6.2	1 10.3	21 0.1	15 2.1	12 0.6	8 1.2	9 1.8	2 0.7	6 1.0	18 0.2	4 0.9	11 0.7	17 0.2	20 8.7	3 1.6	16 6.9	5 0.7
Tour 9	7	19 7.1	1 11.8	21 0.1	15 2.0	12 0.0	8 0.8	9 2.3	2 0.6	6 0.6	18 0.5	4 2.4	11 0.3	17 0.0	20 10.5	3 1.1	16 7.7	5 0.7
Tour 10	7	19 8.3	1 12.9	21 0.3	15 2.2	8 0.2	12 0.4	9 1.8	2 0.4	18 0.7	6 0.6	4 2.5	17 0.6	11 0.6	20 9.9	3 2.5	16 8.1	5 1.1
Tour 11	7	19 8.8	1 14.3	21 0.6	8 1.7	12 1.0	15 0.2	9 0.8	2 0.3	18 0.4	6 0.6	4 2.4	17 1.9	11 0.2	20 9.2	3 5.4	16 8.3	5 0.4
Tour 12	7	19 9.8	1 14.7	21 1.0	8 1.4	15 3.2	12 0.1	2 0.6	9 0.0	18 0.1	6 0.4	4 1.9	17 2.0	20 9.1	11 15.2	5 0.6	16 2.5	

RESULTATS G1

Clt	Pilote	Points	MANCHE 1 G1	MANCHE 2 G1	MANCHE 3 G1
1	MICKAEL	61	25	25	11
2	THIERRY	59	22	19	18
3	NATHAN S	57	17	18	22
4	FRANCK D	56	18	22	16
5	VINCENT	56	16	20	20
6	JOSS	50	19	17	14
7	NASSER	48	14	15	19
8	BORIS	43	12	16	15
9	TOM M	38	13	12	13
10	FRANCK B	36	15	14	7
11	ERIC S	31	10	13	8
12	MARTIN	30	5	-	25
13	MATHIEU	30	11	10	9
14	ENZO	25	20	5	-
15	OLIVIER B	25	8	-	17
16	SÉBASTIEN	23	-	11	12
17	WILLIAM	16	6	-	10
18	PETE MITCHELL	15	9	-	6
19	JULIEN	9	-	9	-
20	ALEXANDRE	8	-	8	-
21	JEAN FRANCOIS	7	7	-	-
22	CHARLES	7	-	7	-
23	NICOLAS C	6	-	6	-
24	RAPHAEL	5	-	-	5

RESULTATS G2

Clt	Pilote	Points	MANCHE 1 G2	MANCHE 2 G2	MANCHE 3 G2
1	JEAN LOUIS	49	17	15	17
2	YANN	42	13	13	16
3	ANTONIN	41	16	16	9
4	CHARLES	40	18	-	22
5	ALEXANDRE	40	20	-	20
6	JULIEN	38	19	-	19
7	VASSILI	36	15	9	12
8	MAXIM	36	7	14	15



JAUSSAUD EVENTS

Récapitulatif de l'événement

Clt	Pilote	Points	MANCHE 1 G2	MANCHE 2 G2	MANCHE 3 G2
9	NICOLAS C	36	22	-	14
10	JEAN FRANCOIS	35	-	17	18
11	ESTEBAN	35	10	12	13
12	RAPHAEL	32	14	18	-
13	JEAN CHRISTOPHE	31	12	11	8
14	NUNO	28	11	6	11
15	ENZO	25	-	-	25
16	MARTIN	25	-	25	-
17	SÉBASTIEN	25	25	-	-
18	TOM G	25	8	10	7
19	WILLIAM	22	-	22	-
20	FRANÇOIS	22	9	8	5
21	OLIVIER B	20	-	20	-
22	OLIVIER L	20	5	5	10
23	PETE MITCHELL	19	-	19	-
24	FRÉDÉRIC	19	6	7	6