

# CKRS-1 by jaussaud events

resultats


## chronos g1

11/02/2023 - 09:00

Clt	Kart	Pilote	Ecart	Meilleur Tour	Tours
1	1	GREGORY		1:06.841	10
2	5	GEORGES	0.614	1:07.455	10
3	4	LUC	0.635	1:07.476	11
4	18	JOSS	0.847	1:07.688	11
5	16	JEAN LUC	0.980	1:07.821	11
6	12	NASSER (R)	1.027	1:07.868	10
7	3	ALEXANDRE D (BRJ)	1.460	1:08.301	10
8	15	GUILLAUME	2.426	1:09.267	10
9	14	PAUL (R)	2.895	1:09.736	9
10	21	JEAN PIERRE (BJ)	3.449	1:10.290	9
11	7	LOIC B	3.792	1:10.633	9
12	11	JEREMY	4.146	1:10.987	9
13	2	MICHEL	5.869	1:12.710	9
14	8	DAMIEN (BJ)	6.006	1:12.847	9
15	17	JULIAN	11.662	1:18.503	8
16	20	ARTHUR B (BR)	12.414	1:19.255	8
17	9	ANTOINE	13.203	1:20.044	8
18	10	TOM	14.883	1:21.724	9

### Historique des temps

Kart	Pilote	1	2	3	4	5	6	7	8	9	10	Moy.
1	GREGORY	-	1:15.075	1:11.264	1:09.231	1:08.799	1:10.176	1:09.495	1:07.735	1:06.841	1:07.441	1:09.561
5	GEORGES	-	1:12.942	1:14.404	1:09.658	1:09.231	1:09.011	1:08.420	1:08.029	1:07.783	1:07.455	1:09.659
4	LUC	-	1:14.953	1:11.980	1:09.734	1:09.637	1:08.761	1:09.954	1:09.748	1:07.867	1:07.526	1:09.763
		1:07.476										
18	JOSS	-	1:16.904	1:12.758	1:10.351	1:10.127	1:09.831	1:09.831	1:07.781	1:07.708	1:07.881	1:10.086
		1:07.688										
16	JEAN LUC	-	1:16.102	1:13.393	1:10.702	1:09.954	1:08.646	1:09.737	1:08.378	1:07.821	1:08.201	1:10.076
		1:07.834										
12	NASSER (R)	-	1:17.353	1:11.654	1:09.532	1:14.159	1:09.122	1:11.808	1:13.259	1:08.382	1:07.868	1:11.459
3	ALEXANDRE D (BR.	-	1:23.142	1:19.443	1:11.577	1:11.392	1:10.924	1:08.598	1:08.301	1:08.579	1:08.450	1:12.267
15	GUILLAUME	-	1:19.374	1:13.423	1:12.202	1:16.313	1:10.011	1:14.084	1:10.987	1:09.267	1:09.830	1:12.832
14	PAUL (R)	-	1:29.177	1:21.839	1:14.095	1:11.632	1:15.817	1:09.736	1:10.506	1:14.839		1:15.955
21	JEAN PIERRE (BJ)	-	1:24.276	1:47.423	1:14.953	1:11.374	1:11.653	1:10.290	1:11.026	1:15.195		1:18.273
7	LOIC B	-	1:22.152	1:20.002	1:17.198	1:11.924	1:11.502	1:10.633	1:12.105	1:10.900		1:14.552
11	JEREMY	-	1:24.464	1:19.897	1:14.465	1:13.225	1:13.310	1:10.987	1:12.615	1:13.666		1:15.328
2	MICHEL	-	1:24.522	1:25.787	1:16.310	1:13.787	1:16.032	1:15.316	1:12.710	1:13.621		1:17.260
8	DAMIEN (BJ)	-	1:28.486	1:17.153	1:16.652	1:12.854	1:24.000	1:16.330	1:12.847	1:16.291		1:18.076
17	JULIAN	-	1:30.383	1:24.619	1:28.350	1:19.717	1:21.093	1:18.503	1:56.594			1:28.465
20	ARTHUR B (BR)	-	1:33.431	1:25.409	1:21.228	1:24.761	1:21.595	1:19.255	1:20.259			1:23.705
9	ANTOINE	-	1:48.491	1:29.309	1:33.943	2:23.735	1:21.394	1:20.044	1:28.296			1:37.887
10	TOM	-	1:26.035	1:21.724	1:47.586	1:43.786	1:14.616	1:11.274	1:11.440	1:14.042		1:23.879



# CKRS-1 by jaussaud events

resultats


## chronos g2

11/02/2023 - 09:17

Clt	Kart	Pilote	Ecart	Meilleur Tour	Tours
1	5	MATHIS (B)		1:15.259	9
2	12	ETIENNE	0.060	1:15.319	9
3	11	ARTHUR H (BR)	0.906	1:16.165	9
4	21	ARNAUD DM	1.350	1:16.609	9
5	4	BORIS	1.509	1:16.768	9
6	10	ALAIN	1.619	1:16.878	9
7	15	LOIC N	1.672	1:16.931	9
8	18	BASTIEN (BRJJ)	2.164	1:17.423	9
9	7	ERIC	2.198	1:17.457	9
10	2	ALEXANDRE W	2.580	1:17.839	9
11	17	JEROME	2.732	1:17.991	9
12	16	JEAN FRANCOIS	2.838	1:18.097	8
13	1	PIERRE (RJ)	3.128	1:18.387	8
14	3	MELVIN (BRJ)	4.241	1:19.500	9
15	14	CHEMS	5.442	1:20.701	8
16	8	MICKAEL	7.670	1:22.929	8
17	20	GABRIEL (BR)	8.341	1:23.600	8
18	9	ALEXANDRE B	12.747	1:28.006	8

### Historique des temps

Kart	Pilote	1	2	3	4	5	6	7	8	9	10	Moy.
5	MATHIS (B)	-	1:16.497	1:16.950	1:15.259	1:33.604	1:15.939	1:15.480	1:17.024	1:16.629		1:18.422
12	ETIENNE	-	1:16.252	1:17.113	1:17.766	1:15.319	1:15.410	1:15.938	1:16.669	1:18.194		1:16.582
11	ARTHUR H (BR)	-	1:20.067	1:19.009	1:16.613	1:16.571	1:16.165	1:17.508	1:18.475	1:17.478		1:17.735
21	ARNAUD DM	-	1:18.758	1:17.459	1:16.609	1:16.714	1:16.924	1:16.896	1:17.378	1:16.725		1:17.182
4	BORIS	-	1:18.900	1:17.489	1:17.273	1:17.120	1:18.075	1:17.997	1:17.854	1:16.768		1:17.684
10	ALAIN	-	1:22.237	1:17.592	1:16.878	1:19.627	1:17.337	1:22.914	1:20.358	1:18.645		1:19.448
15	LOIC N	-	1:18.988	1:16.931	1:21.927	1:17.708	1:18.559	1:20.212	1:19.727	1:19.802		1:19.231
18	BASTIEN (BRJJ)	-	1:20.261	1:17.423	1:17.777	1:18.643	1:20.542	1:19.257	1:19.307	1:23.517		1:19.590
7	ERIC	-	1:19.362	1:18.421	1:20.868	1:17.952	1:18.151	1:19.096	1:17.685	1:17.457		1:18.624
2	ALEXANDRE W	-	1:21.787	1:25.712	1:19.264	1:19.131	1:18.725	1:19.953	1:18.392	1:17.839		1:20.100
17	JEROME	-	1:18.854	1:18.455	1:19.174	1:17.991	1:18.843	1:20.704	1:20.250	1:19.322		1:19.199
16	JEAN FRANCOIS	-	1:21.695	1:21.002	1:19.730	1:19.618	1:18.097	1:21.097	2:23.170			1:29.201
1	PIERRE (RJ)	-	1:18.387	2:04.994	1:21.250	1:20.194	1:20.941	1:20.104	1:24.569			1:27.205
3	MELVIN (BRJ)	-	1:21.178	1:31.288	1:19.931	1:20.944	1:19.500	1:20.245	1:20.756	1:20.359		1:21.775
14	CHEMS	-	1:25.545	1:21.981	1:20.701	1:21.099	1:28.981	1:27.281	1:24.110			1:24.242
8	MICKAEL	-	1:23.401	1:25.483	1:23.294	1:22.929	1:23.078	1:24.733	1:30.517			1:24.776
20	GABRIEL (BR)	-	1:26.533	1:24.055	1:23.600	1:32.351	1:26.985	1:25.943	1:29.970			1:27.062
9	ALEXANDRE B	-	1:36.729	1:30.129	1:29.499	1:29.676	1:28.006	1:33.425	1:29.310			1:31.244




## CKRS-1 by jaussaud events

resultats

### resultats chronos

Clt	Pilote	chronos g1	chronos g2
1	GREGORY	1:06.841	
2	GEORGES	1:07.455	
3	LUC	1:07.476	
4	JOSS	1:07.688	
5	JEAN LUC	1:07.821	
6	NASSER (R)	1:07.868	
7	ALEXANDRE D (BRJ)	1:08.301	
8	GUILLAUME	1:09.267	
9	PAUL (R)	1:09.736	
10	JEAN PIERRE (BJ)	1:10.290	
11	LOIC B	1:10.633	
12	JEREMY	1:10.987	
13	MICHEL	1:12.710	
14	DAMIEN (BJ)	1:12.847	
15	MATHIS (B)		1:15.259
16	ETIENNE		1:15.319
17	ARTHUR H (BR)		1:16.165
18	ARNAUD DM		1:16.609
19	BORIS		1:16.768
20	ALAIN		1:16.878
21	LOIC N		1:16.931
22	BASTIEN (BRJJ)		1:17.423
23	ERIC		1:17.457
24	ALEXANDRE W		1:17.839
25	JEROME		1:17.991
26	JEAN FRANCOIS		1:18.097
27	PIERRE (RJ)		1:18.387
28	JULIAN	1:18.503	
29	ARTHUR B (BR)	1:19.255	
30	MELVIN (BRJ)		1:19.500
31	ANTOINE	1:20.044	
32	CHEMS		1:20.701
33	TOM	1:21.724	
34	MICKAEL		1:22.929
35	GABRIEL (BR)		1:23.600
36	ALEXANDRE B		1:28.006



# CKRS-1 by jausaud events

resultats


## manche 1 GA

11/02/2023 - 09:56

Clt	Kart	Pilote	Tours	Ecart	Interv.	Meilleur Tour	km/h	Stands
1	2	GREGORY	11			1:11.174	57.22	
2	15	LUC	11	0.818	0.818	1:11.885	57.17	
3	21	MATHIS (B)	11	1.343	0.525	1:10.841	57.13	
4	8	JEAN LUC	11	5.695	4.352	1:11.187	56.84	
5	3	BORIS	11	6.096	0.401	1:11.158	56.81	
6	9	ARTHUR H (BR)	11	6.948	0.852	1:09.991	56.75	
7	4	ALEXANDRE D (BRJ)	11	15.609	8.661	1:10.848	56.17	
8	14	PIERRE (RJ)	11	17.218	1.609	1:10.966	56.06	
9	12	ERIC	11	19.079	1.861	1:11.550	55.94	
10	20	LOIC N	11	20.065	0.986	1:12.062	55.87	
11	18	JEROME	11	20.938	0.873	1:11.417	55.82	
12	17	LOIC B	11	34.624	13.686	1:11.758	54.93	
13	11	PAUL (R)	11	37.793	3.169	1:12.748	54.73	
14	5	MICHEL	11	56.173	18.380	1:14.006	53.60	
15	10	ARTHUR B (BR)	10	1 Tour	1 Tour	1:16.703	51.17	
16	16	GABRIEL (BR)	9	2 Tours	1 Tour	1:18.247	46.69	
17	1	ANTOINE	9	2 Tours	22.393	1:24.649	45.47	
18	7	TOM	8	3 Tours	1 Tour	1:11.642	40.63	

### Historique des temps


Kart	Pilote	1	2	3	4	5	6	7	8	9	10	Moy.
2	GREGORY	1:20.937	1:19.802	1:18.599	1:17.175	1:15.666	1:13.637	1:17.315	1:11.192	1:12.996	1:11.915	1:15.491
		<b>1:11.174</b>										
15	LUC	1:22.014	1:19.529	1:18.956	1:16.806	1:15.085	1:14.321	1:14.289	1:12.156	1:13.420	<b>1:11.885</b>	1:15.555
		1:12.645										
21	MATHIS (B)	1:23.400	1:20.643	1:19.286	1:17.437	1:16.680	1:14.870	1:13.244	1:11.741	<b>1:10.841</b>	1:11.517	1:15.533
		1:11.212										
8	JEAN LUC	1:23.082	1:21.802	1:20.113	1:18.332	1:15.589	1:14.235	1:14.156	1:12.719	1:11.875	1:12.592	1:15.971
		<b>1:11.187</b>										
3	BORIS	1:23.964	1:20.917	1:19.796	1:18.664	1:16.160	1:13.829	1:13.837	1:13.236	<b>1:11.158</b>	1:12.406	1:15.947
		1:11.450										
9	ARTHUR H (BR)	1:27.135	1:22.453	1:20.374	1:18.566	1:15.696	1:15.121	1:13.472	1:12.775	1:10.411	<b>1:09.991</b>	1:16.001
		1:10.017										
4	ALEXANDRE D (BR)	1:26.734	1:23.096	1:20.759	1:18.500	1:17.143	1:15.424	1:16.352	1:13.812	1:11.802	1:11.121	1:16.871
		<b>1:10.848</b>										
14	PIERRE (RJ)	1:29.032	1:24.405	1:21.342	1:17.533	1:15.432	1:14.462	1:15.370	1:13.785	1:12.098	<b>1:10.966</b>	1:16.887
		1:11.341										
12	ERIC	1:26.435	1:21.186	1:20.023	1:18.537	1:17.643	1:16.425	1:16.590	1:15.695	1:12.050	<b>1:11.550</b>	1:17.101
		1:11.987										
20	LOIC N	1:25.833	1:22.935	1:21.948	1:19.036	1:15.927	1:15.449	1:16.012	1:13.780	1:12.498	<b>1:12.062</b>	1:17.150
		1:13.174										
18	JEROME	1:28.430	1:21.812	1:20.787	1:18.871	1:16.607	1:15.597	1:16.367	1:14.573	1:12.062	1:12.878	1:17.218
		<b>1:11.417</b>										
17	LOIC B	1:30.635	1:27.793	1:22.793	1:19.101	1:17.339	1:16.088	1:17.805	1:15.774	1:13.293	1:11.999	1:18.579
		<b>1:11.758</b>										
11	PAUL (R)	1:33.387	1:24.265	1:22.612	1:19.182	1:17.249	1:16.424	1:17.718	1:15.683	1:13.455	1:14.540	1:18.842
		<b>1:12.748</b>										
5	MICHEL	1:31.306	1:26.524	1:23.608	1:26.532	1:19.761	1:18.478	1:18.359	1:17.150	1:14.566	1:14.451	1:20.431



## CKRS-1 by jaussaud events

## resultats

Kart	Pilote	1	2	3	4	5	6	7	8	9	10	Moy.
		<b>1:14.006</b>										
10	<b>ARTHUR B (BR)</b>	1:37.282	1:30.797	1:30.008	1:26.398	1:22.743	1:21.899	1:19.343	1:19.216	1:17.491	<b>1:16.703</b>	1:24.188
16	<b>GABRIEL (BR)</b>	1:32.647	1:26.399	1:24.682	1:23.702	1:21.075	2:38.410	1:23.799	1:20.150	<b>1:18.247</b>		1:32.123
1	<b>ANTOINE</b>	1:35.080	1:29.676	1:33.507	1:27.480	1:30.926	1:31.326	2:13.097	1:26.628	<b>1:24.649</b>		1:34.707
7	<b>TOM</b>	1:29.295	1:23.424	1:23.022	1:17.473	1:15.710	1:13.308	1:15.606	1:14.533	1:11.973	<b>1:11.642</b>	1:17.057
		1:11.650										



# CKRS-1 by jausaud events

resultats


## manche 1 GB

11/02/2023 - 10:16

Clt	Kart	Pilote	Tours	Ecart	Interv.	Meilleur Tour	km/h	Stands
1	3	ARNAUD DM	11			1:08.673	60.32	
2	11	NASSER (R)	11	9.636	9.636	1:09.476	59.59	
3	20	GEORGES	11	9.918	0.282	1:09.266	59.57	
4	8	JOSS	11	10.034	0.116	1:09.219	59.56	
5	18	GUILLAUME	11	10.711	0.677	1:09.069	59.51	
6	10	ETIENNE	11	14.559	3.848	1:07.468	59.22	
7	17	ALEXANDRE W	11	16.165	1.606	1:08.549	59.10	
8	2	BASTIEN (BRJJ)	11	19.548	3.383	1:09.543	58.86	
9	4	ALAIN	11	29.984	10.436	1:10.897	58.10	
10	14	MELVIN (BRJ)	11	30.234	0.250	1:11.278	58.09	
11	1	JEAN FRANCOIS	11	35.245	5.011	1:11.079	57.73	
12	5	JEAN PIERRE (BJ)	11	39.048	3.803	1:10.385	57.47	
13	7	MICKAEL	11	41.342	2.294	1:09.992	57.31	
14	9	CHEMS	11	45.182	3.840	1:10.763	57.04	
15	21	JEREMY	11	1:06.100	20.918	1:13.101	55.65	
16	16	DAMIEN (BJ)	10	1 Tour	1 Tour	1:10.988	54.34	
17	15	ALEXANDRE B	10	1 Tour	2.762	1:15.227	54.15	
18	12	JULIAN	10	1 Tour	1:00.552	1:19.170	50.33	

### Historique des temps


Kart	Pilote	1	2	3	4	5	6	7	8	9	10	Moy.
3	ARNAUD DM	1:19.242	1:15.285	1:12.147	1:11.744	1:10.342	1:10.834	1:10.071	1:09.182	1:09.155	1:09.855	1:11.502
		<b>1:08.673</b>										
11	NASSER (R)	1:19.534	1:16.881	1:14.227	1:12.543	1:11.993	1:11.539	1:11.148	1:10.401	<b>1:09.476</b>	1:09.485	1:12.466
		1:09.902										
20	GEORGES	1:20.148	1:17.268	1:14.123	1:12.268	1:11.973	1:11.627	1:11.119	1:10.396	1:09.657	<b>1:09.266</b>	1:12.524
		1:09.921										
8	JOSS	1:20.297	1:17.118	1:15.421	1:12.835	1:11.298	1:10.481	1:11.145	1:10.436	1:09.630	<b>1:09.219</b>	1:12.531
		1:09.963										
18	GUILLAUME	1:21.022	1:17.347	1:14.451	1:13.290	1:12.083	1:11.044	1:10.906	1:09.557	<b>1:09.069</b>	1:10.127	1:12.553
		1:09.192										
10	ETIENNE	1:19.536	1:26.422	1:13.307	1:13.652	1:10.752	1:10.635	1:10.253	1:09.529	1:10.215	1:09.851	1:12.874
		<b>1:07.468</b>										
17	ALEXANDRE W	1:20.581	1:16.813	1:13.391	1:15.554	1:12.326	1:12.807	1:11.361	1:10.722	1:10.231	1:10.564	1:12.990
		<b>1:08.549</b>										
2	BASTIEN (BRJJ)	1:23.822	1:16.933	1:14.632	1:13.178	1:12.757	1:13.078	1:11.340	1:10.093	1:10.222	1:10.242	1:13.258
		<b>1:09.543</b>										
4	ALAIN	1:27.023	1:19.191	1:15.010	1:12.657	1:13.036	1:11.748	1:12.754	1:11.515	1:11.513	1:11.555	1:14.263
		<b>1:10.897</b>										
14	MELVIN (BRJ)	1:24.535	1:19.976	1:14.837	1:13.256	1:12.489	1:12.298	1:12.277	1:11.947	<b>1:11.278</b>	1:11.611	1:14.188
		1:11.566										
1	JEAN FRANCOIS	1:21.096	1:16.755	1:13.961	1:13.131	1:14.152	1:14.775	1:12.637	1:11.148	1:20.598	1:11.988	1:14.665
		<b>1:11.079</b>										
5	JEAN PIERRE (BJ)	1:25.963	1:26.367	1:16.817	1:14.791	1:13.739	1:12.457	1:11.512	1:12.774	1:10.795	1:10.533	1:15.103
		<b>1:10.385</b>										
7	MICKAEL	1:25.804	1:21.844	1:17.236	1:16.098	1:15.725	1:12.752	1:12.252	1:12.899	1:10.402	1:10.727	1:15.066
		<b>1:09.992</b>										
9	CHEMS	1:25.626	1:19.740	1:16.017	1:13.782	1:13.785	1:14.070	1:14.573	1:15.060	1:11.711	1:14.615	1:15.431



## CKRS-1 by jausaud events

## resultats

Kart	Pilote	1	2	3	4	5	6	7	8	9	10	Moy.
		<b>1:10.763</b>										
21	JEREMY	1:36.950 1:13.282	1:22.560	1:17.304	1:16.685	1:14.664	1:17.297	1:14.130	1:13.784	1:13.563	<b>1:13.101</b>	1:17.574
16	DAMIEN (BJ)	1:59.104	1:20.191	1:18.844	1:18.098	1:14.019	1:14.169	1:14.468	1:12.107	<b>1:10.988</b>	1:11.752	1:19.374
15	ALEXANDRE B	1:28.030	1:22.668	1:21.269	1:20.229	1:18.846	1:17.779	1:16.631	1:16.618	1:16.090	<b>1:15.227</b>	1:19.338
12	JULIAN	1:29.397	1:38.995	1:25.717	1:30.167	1:22.789	1:27.763	1:20.650	1:21.088	1:19.959	<b>1:19.170</b>	1:25.569



# CKRS-1 by jausaud events

resultats

## manche 2 GA


11/02/2023 - 10:40

Clt	Kart	Pilote	Tours	Ecart	Interv.	Meilleur Tour	km/h	Stands
1	11	ARTHUR H (BR)	11			1:11.274	57.88	
2	19	BORIS	11	0.421	0.421	1:11.295	57.85	
3	1	LUC	11	1.439	1.018	1:11.741	57.78	
4	18	PIERRE (RJ)	11	1.653	0.214	1:11.612	57.77	
5	7	GREGORY	11	3.553	1.900	1:11.144	57.63	
6	20	ERIC	11	6.720	3.167	1:11.602	57.41	
7	16	MATHIS (B)	11	6.885	0.165	1:11.859	57.40	
8	17	ALEXANDRE D (BRJ)	11	7.657	0.772	1:11.872	57.35	
9	10	JEAN LUC	11	8.679	1.022	1:12.278	57.28	
10	14	JEROME	11	9.682	1.003	1:25.218	57.21	
11	4	LOIC B	11	11.698	2.016	1:11.420	57.07	
12	12	LOIC N	11	24.745	13.047	1:12.792	56.19	
13	9	PAUL (R)	11	24.889	0.144	1:12.561	56.18	
14	3	MICHEL	11	33.116	8.227	1:13.663	55.64	
15	8	ARTHUR B (BR)	11	1:02.371	29.255	1:15.110	53.80	
16	21	GABRIEL (BR)	10	1 Tour	1 Tour	1:17.677	52.40	
17	15	ANTOINE	10	1 Tour	16.366	1:17.617	51.38	
18	2	TOM	9	2 Tours	1 Tour	1:12.907	45.93	

### Historique des temps

Kart	Pilote	1	2	3	4	5	6	7	8	9	10	Moy.
11	ARTHUR H (BR)	1:20.292	1:19.447	1:15.000	1:14.597	1:14.999	1:13.637	1:12.633	1:12.063	1:13.629	1:12.862	1:14.584
		<b>1:11.274</b>										
19	BORIS	1:20.743	1:19.298	1:17.875	1:14.391	1:13.743	1:13.158	1:12.211	1:12.103	1:13.124	1:12.888	1:14.620
		<b>1:11.295</b>										
1	LUC	1:20.547	1:17.793	1:15.289	1:14.712	1:14.508	1:13.339	1:13.771	1:12.963	1:13.932	1:13.736	1:14.757
		<b>1:11.741</b>										
18	PIERRE (RJ)	1:21.693	1:18.767	1:17.551	1:14.458	1:14.300	1:12.692	1:12.242	1:11.795	1:14.743	1:11.900	1:14.704
		<b>1:11.612</b>										
7	GREGORY	1:20.247	1:20.422	1:19.517	1:14.855	1:14.872	1:13.932	1:12.712	1:12.396	1:11.477	1:12.949	1:14.956
		<b>1:11.144</b>										
20	ERIC	1:23.797	1:19.911	1:17.842	1:16.047	1:15.209	1:12.809	1:12.711	1:12.635	1:12.106	1:12.147	1:15.165
		<b>1:11.602</b>										
16	MATHIS (B)	1:20.051	1:25.017	1:15.645	1:18.007	1:14.299	1:12.826	1:12.479	1:12.447	1:12.509	1:12.286	1:15.220
		<b>1:11.859</b>										
17	ALEXANDRE D (BR)	1:24.534	1:19.239	1:19.359	1:16.548	1:14.310	1:12.643	1:12.431	1:12.481	1:12.231	<b>1:11.872</b>	1:15.268
		1:12.300										
10	JEAN LUC	1:21.821	1:19.462	1:18.994	1:16.212	1:15.090	1:13.155	1:13.200	<b>1:12.278</b>	1:12.696	1:13.288	1:15.398
		1:13.185										
14	JEROME	<b>1:25.218</b>										1:25.218
4	LOIC B	1:25.706	1:20.136	1:17.158	1:17.108	1:14.142	1:12.611	1:14.055	1:13.084	1:12.702	1:13.006	1:15.557
		<b>1:11.420</b>										
12	LOIC N	1:22.183	1:18.548	1:21.755	1:23.669	1:14.946	1:13.107	1:15.166	1:15.193	1:13.456	1:13.812	1:16.784
		<b>1:12.792</b>										
9	PAUL (R)	1:22.124	1:18.800	1:18.879	1:19.733	1:16.681	1:14.544	1:17.318	1:15.268	1:13.290	1:14.571	1:16.706
		<b>1:12.561</b>										
3	MICHEL	1:25.306	1:19.876	1:17.705	1:17.556	1:15.768	1:15.090	1:17.298	1:14.254	<b>1:13.663</b>	1:14.516	1:17.354
		1:19.863										






## CKRS-1 by jausaud events

## resultats

Kart	Pilote	1	2	3	4	5	6	7	8	9	10	Moy.
8	ARTHUR B (BR)	1:34.186	1:23.014	1:23.210	1:19.892	1:18.798	1:17.837	1:16.715	1:17.358	1:17.859	1:16.091	1:20.006
		<b>1:15.110</b>										
21	GABRIEL (BR)	1:39.850	1:23.345	1:20.666	1:19.866	1:25.954	1:18.581	1:19.032	1:18.527	<b>1:17.677</b>	1:17.949	1:22.144
15	ANTOINE	1:28.995	1:25.542	1:24.688	1:23.544	1:22.581	1:29.245	1:21.317	1:22.551	1:21.054	<b>1:17.617</b>	1:23.713
2	TOM	1:23.936	1:20.026	1:19.056	1:17.353	1:16.192	1:14.821	1:17.192	1:14.564	1:13.776	1:14.274	1:16.736
		<b>1:12.907</b>										



# CKRS-1 by jausaud events

resultats


## manche 2 GB

11/02/2023 - 11:01

Clt	Kart	Pilote	Tours	Ecart	Interv.	Meilleur Tour	km/h	Stands
1	12	ARNAUD DM	12			1:05.846	63.12	
2	16	GEORGES	12	0.186	0.186	1:05.967	63.10	
3	7	ETIENNE	12	2.300	2.114	1:05.444	62.94	
4	15	NASSER (R)	12	11.607	9.307	1:06.677	62.24	
5	9	GUILLAUME	12	15.927	4.320	1:07.601	61.91	
6	21	JOSS	12	25.228	9.301	1:06.666	61.23	
7	2	JEAN FRANCOIS	12	25.421	0.193	1:08.267	61.22	
8	1	BASTIEN (BRJJ)	12	30.554	5.133	1:08.361	60.85	
9	17	JEAN PIERRE (BJ)	12	35.871	5.317	1:08.292	60.47	
10	19	ALEXANDRE W	12	41.307	5.436	1:07.090	60.09	
11	6	JEREMY	12	42.094	0.787	1:08.341	60.04	
12	10	MICKAEL	12	43.720	1.626	1:08.478	59.93	
13	4	MELVIN (BRJ)	12	54.912	11.192	1:09.479	59.16	
14	18	CHEMS	11	1 Tour	1 Tour	1:09.607	57.59	
15	11	ALEXANDRE B	11	1 Tour	23.852	1:13.070	55.97	
16	3	JULIAN	11	1 Tour	17.463	1:13.739	54.84	
17	20	DAMIEN (BJ)	10	2 Tours	1 Tour	1:08.927	59.00	

### Historique des temps


Kart	Pilote	1	2	3	4	5	6	7	8	9	10	Moy.
12	ARNAUD DM	1:15.363	1:11.975	1:10.113	1:08.945	1:07.923	1:07.557	1:07.274	1:06.885	1:06.521	1:06.941	1:08.446
		<b>1:05.846</b>	1:06.009									
16	GEORGES	1:16.268	1:11.287	1:10.041	1:09.110	1:08.002	1:07.330	1:07.106	1:07.064	1:06.327	1:06.944	1:08.451
		<b>1:05.967</b>	1:05.971									
7	ETIENNE	1:18.162	1:10.928	1:09.295	1:08.337	1:09.115	1:08.194	1:08.140	1:07.004	1:06.225	1:06.483	1:08.597
		1:05.845	<b>1:05.444</b>									
15	NASSER (R)	1:18.782	1:12.574	1:10.386	1:09.661	1:08.261	1:07.417	1:06.979	1:07.510	1:07.640	1:07.465	1:09.407
		<b>1:06.677</b>	1:09.535									
9	GUILLAUME	1:17.991	1:12.297	1:09.759	1:09.412	1:08.101	<b>1:07.601</b>	1:07.987	1:08.455	1:07.865	1:10.253	1:09.731
		1:08.403	1:08.654									
21	JOSS	1:30.087	1:14.691	1:10.074	1:10.201	1:09.707	1:08.654	1:07.357	1:07.088	1:08.084	1:06.866	1:10.531
		<b>1:06.666</b>	1:06.906									
2	JEAN FRANCOIS	1:19.507	1:11.635	1:10.998	1:10.015	1:09.687	1:08.873	1:09.162	1:09.856	<b>1:08.267</b>	1:09.309	1:10.463
		1:09.853	1:08.402									
1	BASTIEN (BRJJ)	1:21.470	1:14.012	1:13.416	1:11.731	1:09.457	1:08.863	1:08.363	1:09.757	1:08.561	1:08.857	1:10.940
		<b>1:08.361</b>	1:08.439									
17	JEAN PIERRE (BJ)	1:21.452	1:13.696	1:13.276	1:13.423	1:09.505	1:09.475	1:09.663	1:09.194	<b>1:08.292</b>	1:08.986	1:11.333
		1:09.633	1:09.401									
19	ALEXANDRE W	1:16.019	1:11.291	1:10.360	1:08.396	1:08.914	1:08.867	1:08.301	1:08.172	1:08.058	1:07.110	1:11.833
		<b>1:07.090</b>	1:39.428									
6	JEREMY	1:22.204	1:13.937	1:12.602	1:14.846	1:11.595	1:10.547	1:10.657	1:08.853	1:09.047	1:09.596	1:11.775
		<b>1:08.341</b>	1:09.079									
10	MICKAEL	1:21.208	1:13.920	1:18.343	1:11.616	1:10.838	1:10.373	1:11.524	<b>1:08.478</b>	1:09.167	1:09.173	1:11.934
		1:08.832	1:09.743									
4	MELVIN (BRJ)	1:20.735	1:14.322	1:13.173	1:14.689	1:10.966	1:11.366	1:09.690	1:20.972	1:10.319	<b>1:09.479</b>	1:12.944
		1:09.920	1:09.700									
18	CHEMS	1:22.152	1:13.784	1:12.311	1:14.967	1:10.462	1:11.421	<b>1:09.607</b>	1:28.694	1:09.982	1:19.086	1:14.856
		1:10.960										



## CKRS-1 by jausaud events

## resultats

Kart	Pilote	1	2	3	4	5	6	7	8	9	10	Moy.
11	ALEXANDRE B	1:27.988 1:14.613	1:16.707	1:21.166	1:15.421	1:13.750	1:14.106	<b>1:13.070</b>	1:13.317	1:22.273	1:14.433	1:16.985
3	JULIAN	1:24.609 1:18.802	1:17.752	1:16.373	1:16.743	1:14.036	<b>1:13.739</b>	1:24.018	1:15.057	1:18.766	1:22.902	1:18.436
20	DAMIEN (BJ)	1:22.558	1:14.183	1:12.372	1:22.076	1:11.606	1:09.928	1:09.442	<b>1:08.927</b>	1:09.392	1:09.157	1:12.964




## CKRS-1 by jaussaud events

resultats

### resultat manches

Clit	Pilote	manche 1 GA	manche 1 GB	manche 2 GA	Points
1	ARNAUD DM	-	25	-	50
2	GREGORY	25	-	14	39
3	GEORGES	-	18	-	38
4	LUC	20	-	18	38
5	ARTHUR H (BR)	13	-	25	38
6	NASSER (R)	-	20	-	36
7	BORIS	14	-	20	34
8	ETIENNE	-	13	-	31
9	MATHIS (B)	18	-	12	30
10	JOSS	-	16	-	29
11	GUILLAUME	-	14	-	28
12	PIERRE (RJ)	11	-	16	27
13	JEAN LUC	16	-	10	26
14	ALEXANDRE D (BRJ)	12	-	11	23
15	ERIC	10	-	13	23
16	BASTIEN (BRJJ)	-	11	-	22
17	ALEXANDRE W	-	12	-	21
18	JEAN FRANCOIS	-	8	-	20
19	JEAN PIERRE (BJ)	-	7	-	17
20	JEROME	8	-	9	17
21	LOIC N	9	-	7	16
22	LOIC B	7	-	8	15
23	MELVIN (BRJ)	-	9	-	15
24	MICKAEL	-	6	-	13
25	PAUL (R)	6	-	6	12
26	JEREMY	-	4	-	12
27	MICHEL	5	-	5	10
28	ALAIN	-	10	-	10
29	CHEMS	-	5	-	10
30	ARTHUR B (BR)	4	-	4	8
31	GABRIEL (BR)	3	-	3	6
32	ALEXANDRE B	-	2	-	6
33	DAMIEN (BJ)	-	3	-	5
34	JULIAN	-	1	-	4
35	ANTOINE	2	-	2	4
36	TOM	1	-	1	2



# CKRS-1 by jaussaud events

resultats


## Finale B

11/02/2023 - 11:39

Clt	Kart	Pilote	Tours	Ecart	Interv.	Meilleur Tour	km/h	Stands
1	2	JEROME	9			1:07.393	63.39	
2	11	LOIC B	9	1.868	1.868	1:06.799	63.19	
3	9	JEREMY	9	16.634	14.766	1:07.913	61.71	
4	17	MELVIN (BRJ)	9	16.733	0.099	1:08.117	61.70	
5	3	MICHEL	9	16.935	0.202	1:08.323	61.68	
6	21	MICKAEL	9	18.649	1.714	1:07.880	61.52	
7	15	JEAN FRANCOIS	9	27.300	8.651	1:07.899	60.68	
8	8	JEAN PIERRE (BJ)	9	29.419	2.119	1:07.736	60.48	
9	4	LOIC N	9	29.731	0.312	1:08.513	60.46	
10	1	DAMIEN (BJ)	9	29.853	0.122	1:08.810	60.44	
11	18	GABRIEL (BR)	9	33.544	3.691	1:09.700	60.10	
12	5	PAUL (R)	9	45.971	12.427	1:08.197	58.97	
13	10	ANTOINE	9	49.187	3.216	1:10.170	58.68	
14	20	CHEMS	9	50.080	0.893	1:11.931	58.60	
15	12	ARTHUR B (BR)	9	50.975	0.895	1:12.182	58.52	
16	7	JULIAN	7	2 Tours	2 Tours	1:21.843	47.32	

### Historique des temps

Kart	Pilote	1	2	3	4	5	6	7	8	9	10	Moy.
2	JEROME	1:10.022	1:08.187	1:08.795	1:08.010	1:07.753	1:07.963	<b>1:07.393</b>	1:07.608	1:07.658		1:08.154
11	LOIC B	1:09.969	1:08.171	1:07.891	1:07.274	1:07.524	1:07.647	1:06.887	1:12.636	<b>1:06.799</b>		1:08.310
9	JEREMY	1:13.337	1:09.803	1:11.121	1:08.414	1:08.173	<b>1:07.913</b>	1:12.567	1:08.822	1:09.163		1:09.923
17	MELVIN (BRJ)	1:12.195	1:11.059	1:09.717	<b>1:08.117</b>	1:08.483	1:08.891	1:12.873	1:08.835	1:09.343		1:09.945
3	MICHEL	1:13.452	1:10.376	1:10.072	1:09.834	1:09.313	1:09.651	1:09.021	1:09.298	<b>1:08.323</b>		1:09.926
21	MICKAEL	1:14.086	1:09.907	1:10.290	1:09.407	1:09.501	1:12.315	1:08.530	1:09.006	<b>1:07.880</b>		1:10.102
15	JEAN FRANCOIS	1:12.196	1:24.451	1:10.608	1:09.152	<b>1:07.899</b>	1:10.011	1:09.748	1:08.065	1:08.558		1:11.187
8	JEAN PIERRE (BJ)	1:11.924	1:24.640	1:13.238	1:09.837	1:09.605	1:08.463	1:07.859	<b>1:07.736</b>	1:09.197		1:11.388
4	LOIC N	1:24.375	1:11.831	1:10.745	1:10.451	1:08.986	1:08.686	1:09.606	<b>1:08.513</b>	1:09.512		1:11.411
1	DAMIEN (BJ)	1:15.618	1:11.981	1:09.634	<b>1:08.810</b>	1:09.007	1:10.987	1:12.495	1:10.318	1:11.415		1:11.140
18	GABRIEL (BR)	1:16.954	1:13.422	1:10.900	1:10.127	1:10.658	1:10.754	1:12.607	<b>1:09.700</b>	1:09.848		1:11.663
5	PAUL (R)	1:12.279	1:09.383	1:11.343	1:08.931	<b>1:08.197</b>	1:34.475	1:13.210	1:09.556	1:11.181		1:13.172
10	ANTOINE	1:18.265	1:14.199	1:11.627	1:11.952	1:11.685	1:11.574	1:14.887	<b>1:10.170</b>	1:14.817		1:13.241
20	CHEMS	1:18.330	1:13.588	1:12.578	1:13.623	1:12.740	1:12.574	1:13.269	1:12.317	<b>1:11.931</b>		1:13.438
12	ARTHUR B (BR)	1:16.495	1:14.108	1:13.036	1:13.270	1:13.196	1:12.550	1:13.976	1:13.861	<b>1:12.182</b>		1:13.630
7	JULIAN	1:26.292	1:32.129	1:25.616	<b>1:21.843</b>	1:55.536	1:27.983	1:25.273				1:30.667



# CKRS-1 by jausaud events

resultats

## Finale A

11/02/2023 - 11:54

Clt	Kart	Pilote	Tours	Ecart	Interv.	Meilleur Tour	km/h	Stands
1	6	GEORGES	10			1:05.187	65.63	
2	16	ARNAUD DM	10	0.683	0.683	1:05.202	65.56	
3	3	MATHIS (B)	10	4.211	3.528	1:04.933	65.22	
4	7	GREGORY	10	6.247	2.036	1:05.404	65.02	
5	10	ARTHUR H (BR)	10	12.446	6.199	1:05.766	64.41	
6	9	JOSS	10	13.328	0.882	1:05.991	64.33	
7	12	NASSER (R)	10	15.099	1.771	1:05.982	64.16	
8	5	GUILLAUME	10	15.707	0.608	1:06.020	64.10	
9	11	ALAIN	10	15.950	0.243	1:06.218	64.08	
10	8	ALEXANDRE D (BRJ)	10	16.851	0.901	1:06.178	63.99	
11	17	JEAN LUC	10	19.172	2.321	1:05.888	63.78	
12	15	ALEXANDRE W	10	20.435	1.263	1:06.271	63.66	
13	4	ERIC	10	24.490	4.055	1:06.866	63.28	
14	2	BASTIEN (BRJJ)	10	25.506	1.016	1:06.620	63.18	
15	21	PIERRE (RJ)	10	27.841	2.335	1:06.727	62.97	
16	1	LUC	10	39.233	11.392	1:06.290	61.94	
17	18	BORIS	10	39.487	0.254	1:06.066	61.92	

### Historique des temps

Kart	Pilote	1	2	3	4	5	6	7	8	9	10	Moy.
6	GEORGES	1:08.101	1:05.374	1:05.894	1:05.303	1:06.150	1:05.441	1:05.242	1:05.660	1:05.564	<b>1:05.187</b>	1:05.791
16	ARNAUD DM	1:07.076	1:06.107	1:06.194	1:05.512	1:06.124	1:05.288	<b>1:05.202</b>	1:05.892	1:06.018	1:05.476	1:05.888
3	MATHIS (B)	1:10.947	1:06.313	1:05.708	1:05.364	1:05.140	<b>1:04.933</b>	1:06.450	1:05.603	1:05.733	1:05.638	1:06.182
7	GREGORY	1:09.681	1:06.010	1:05.949	<b>1:05.404</b>	1:05.797	1:05.548	1:06.082	1:05.999	1:06.521	1:07.381	1:06.437
10	ARTHUR H (BR)	1:11.922	1:07.188	1:06.746	1:06.692	1:06.736	1:06.894	<b>1:05.766</b>	1:06.483	1:06.068	1:06.076	1:07.057
9	JOSS	1:10.991	1:06.522	1:06.836	1:07.186	1:06.806	<b>1:05.991</b>	1:06.789	1:07.171	1:06.029	1:06.504	1:07.082
12	NASSER (R)	1:09.769	1:07.233	1:07.406	1:07.958	1:07.298	1:06.607	<b>1:05.982</b>	1:06.759	1:06.138	1:07.731	1:07.288
5	GUILLAUME	1:13.504	1:08.217	<b>1:06.020</b>	1:06.716	1:06.287	1:06.213	1:06.855	1:06.569	1:06.112	1:06.550	1:07.304
11	ALAIN	1:11.863	1:07.604	1:06.693	<b>1:06.218</b>	1:07.740	1:06.744	1:06.348	1:06.239	1:06.437	1:07.396	1:07.328
8	ALEXANDRE D (BR)	1:13.715	1:08.284	1:06.699	1:07.531	1:06.656	1:06.228	<b>1:06.178</b>	1:06.286	1:06.204	1:06.224	1:07.400
17	JEAN LUC	1:13.862	1:09.160	1:07.435	1:06.837	1:07.624	<b>1:05.888</b>	1:06.179	1:06.110	1:06.814	1:06.437	1:07.634
15	ALEXANDRE W	1:12.415	1:09.610	1:07.244	1:07.280	1:06.705	<b>1:06.271</b>	1:06.824	1:06.302	1:06.894	1:07.834	1:07.737
4	ERIC	1:12.451	1:08.569	1:07.748	1:07.378	1:07.929	<b>1:06.866</b>	1:07.995	1:07.237	1:08.336	1:07.262	1:08.177
2	BASTIEN (BRJJ)	1:13.587	1:09.402	1:09.181	1:08.911	<b>1:06.620</b>	1:06.687	1:07.040	1:07.201	1:07.148	1:06.764	1:08.254
21	PIERRE (RJ)	1:14.200	1:09.648	1:08.359	1:10.049	1:07.026	<b>1:06.727</b>	1:07.661	1:07.122	1:07.440	1:07.020	1:08.525
1	LUC	1:09.888	1:06.791	1:08.145	1:06.833	1:06.791	<b>1:06.290</b>	1:06.376	1:31.919	1:07.290	1:06.999	1:09.732
18	BORIS	1:12.345	1:07.123	1:06.485	1:06.579	1:06.452	1:06.567	<b>1:06.066</b>	1:32.807	1:06.234	1:06.779	1:09.743